

**Daily Direct Steer and Heifer Slaughter Cattle Summary**

For Trade on:

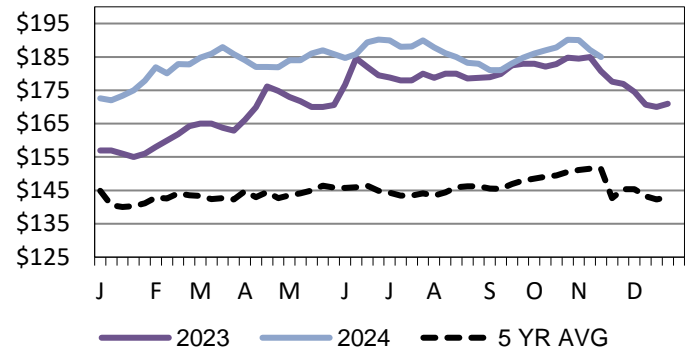
Tuesday, November 19, 2024

<a href="#">LM CT100</a>	<b>5-Area</b>	<a href="#">LM CT109</a>
<b>Neg. Cash Volume:</b>	1,079	<b>Dressed Formula Vol:</b> 36,962
Live Steer Avg:	N/A	Steer/Heifer Avg: \$302.31
Live Heifer Avg:	N/A	<b>Dressed Neg. Grid Vol:</b> 4,080
Dressed Steer Avg:	\$290.00	Steer/Heifer Avg: \$304.11
Dressed Heifer Avg:	\$290.00	<b>TOTAL VOLUME:</b> 42,121
<a href="#">LM CT106</a>	<b>TOTAL WK TO DATE VOLUME:</b>	<b>86,618</b>
<b>Committed:</b>	<b>54,463</b>	<b>Delivered:</b> 74,515

For Tuesday, negotiated cash trading was at a standstill in the Southern Plains. In Nebraska negotiated cash trading was limited on very light demand. In the Western Cornbelt negotiated cash trading was mostly inactive on very light demand. Not enough purchases for a market trend in these regions. Last week live FOB purchases traded at 185.00 in all regions. Last week dressed delivered purchases in Nebraska traded at 290.00 and in the Western Cornbelt, traded from 290.00-300.00.

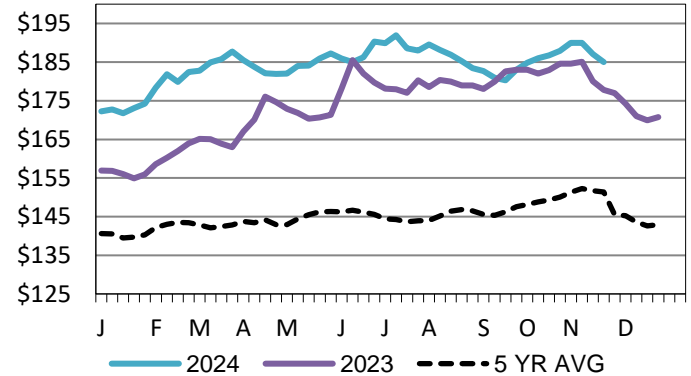
<a href="#">LM CT118</a>	<b>TX-OK-NM</b>	<a href="#">LM CT109</a>
<b>Neg. Cash Volume:</b>	0	<b>Dressed Formula Vol:</b> 9,361
Live Steer Avg:	N/A	Steer/Heifer Avg: \$300.65
Live Heifer Avg:	N/A	<b>Dressed Neg. Grid Vol:</b> 0
Dressed Steer Avg:	N/A	Steer/Heifer Avg: N/A
Dressed Heifer Avg:	N/A	<b>TOTAL VOLUME:</b> 9,361
<a href="#">LM CT106</a>	<b>TOTAL WK TO DATE VOLUME:</b>	<b>19,596</b>
<b>Committed:</b>	17,326	<b>Delivered:</b> 16,876

**TX-OK-NM Wkly Live Steer Wtd Avg**  
WE 11-17-24 Price = \$185.00



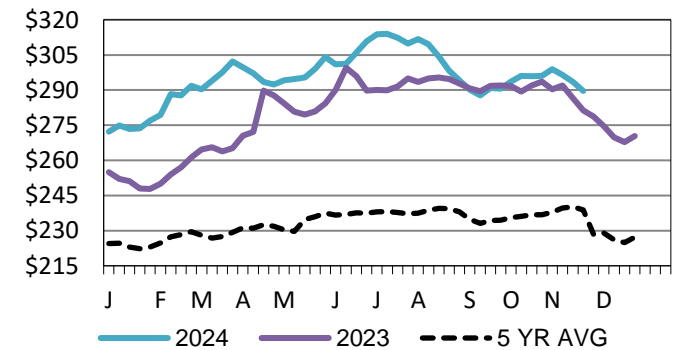
<a href="#">LM CT121</a>	<b>KANSAS</b>	<a href="#">LM CT109</a>
<b>Neg. Cash Volume:</b>	0	<b>Dressed Formula Vol:</b> 13,792
Live Steer Avg:	N/A	Steer/Heifer Avg: \$301.60
Live Heifer Avg:	N/A	<b>Dressed Neg. Grid Vol:</b> 958
Dressed Steer Avg:	N/A	Steer/Heifer Avg: \$303.94
Dressed Heifer Avg:	N/A	<b>TOTAL VOLUME:</b> 14,750
<a href="#">LM CT106</a>	<b>TOTAL WK TO DATE VOLUME:</b>	<b>32,026</b>
<b>Committed:</b>	14,030	<b>Delivered:</b> 13,387

**Kansas Weekly Live Steer Weighted Average**  
WE 11-17-24 Price = \$185.03



<a href="#">LM CT124</a>	<b>NEBRASKA</b>	<a href="#">LM CT109</a>
<b>Neg. Cash Volume:</b>	1,000	<b>Dressed Formula Vol:</b> 8,050
Live Steer Avg:	N/A	Steer/Heifer Avg: \$304.37
Live Heifer Avg:	N/A	<b>Dressed Neg. Grid Vol:</b> 1,073
Dressed Steer Avg:	\$290.00	Steer/Heifer Avg: \$304.72
Dressed Heifer Avg:	\$290.00	<b>TOTAL VOLUME:</b> 10,123
<a href="#">LM CT106</a>	<b>TOTAL WK TO DATE VOLUME:</b>	<b>19,613</b>
<b>Committed:</b>	11,244	<b>Delivered:</b> 21,300

**Nebraska Weekly Dressed Steer Weighted Avg**  
WE 11-17-24 Price = \$289.62



<a href="#">LM CT134</a>	<b>COLORADO</b>	<a href="#">LM CT109</a>
<b>Neg. Cash Volume:</b>	0	<b>Dressed Formula Vol:</b> 3,313
Live Steer Avg:	N/A	Steer/Heifer Avg: \$305.04
Live Heifer Avg:	N/A	<b>Dressed Neg. Grid Vol:</b> 488
Dressed Steer Avg:	N/A	Steer/Heifer Avg: \$302.08
Dressed Heifer Avg:	N/A	<b>TOTAL VOLUME:</b> 3,801
<a href="#">LM CT106</a>	<b>TOTAL WK TO DATE VOLUME:</b>	<b>9,195</b>
<b>Committed:</b>	4,523	<b>Delivered:</b> 6,758

<a href="#">LM CT137</a>	<b>IA-MN</b>	<a href="#">LM CT109</a>
<b>Neg. Cash Volume:</b>	79	<b>Dressed Formula Vol:</b> 2,486
Live Steer Avg:	N/A	Steer/Heifer Avg: \$301.99
Live Heifer Avg:	N/A	<b>Dressed Neg. Grid Vol:</b> 1,561
Dressed Steer Avg:	N/A	Steer/Heifer Avg: \$304.43
Dressed Heifer Avg:	N/A	<b>TOTAL VOLUME:</b> 4,126
<a href="#">LM CT106</a>	<b>TOTAL WK TO DATE VOLUME:</b>	<b>6,848</b>
<b>Committed:</b>	7,340	<b>Delivered:</b> 16,194

**USDA Livestock, Poultry and Grain Market News**

Kansas City, MO

Phone: 816-676-7000

[stjoe.lpgmn@ams.usda.gov](mailto:stjoe.lpgmn@ams.usda.gov)