

[AMS 2453/LM_XB403](#)

DAILY ESTIMATED CUTOUT VALUES

	Choice <u>600-900#</u>	Select <u>600-900#</u>	Choice/Select Spread
Current Cutout Values:	306.39	270.99	35.40
Change from prior day:	(-2.40)	(-0.92)	
Primal Rib	585.11	457.16	
Primal Chuck	245.49	237.99	
Primal Round	245.73	240.45	
Primal Loin	387.68	309.51	
Primal Brisket	245.00	230.23	
Primal Short Plate	177.55	177.55	
Primal Flank	148.32	146.59	
			Load Count:
			Total 128
			Choice 89
			Select 22
			Trimming 6
			Grinds 11

Fresh 50% Trimmings 6 Loads @ 67.93

[AMS 2829/NW_LS441](#)

USDA BY-PRODUCT DROP VALUE (STEER) - DAILY

11.14 Change: (-0.05)

[AMS 2466/LM_CT100](#)

5 AREA WEEKLY ACCUMULATED WEIGHTED AVG CATTLE PRICE

As of 10:00 am	<u>Head Count</u>	<u>Avg Weight</u>	<u>Avg Price</u>
Live Steer			
Live Heifer			
Dressed Steer	928	981	290.00
Dressed Heifer	72	896	290.00

[AMS 3208/SJ_LS710](#)

DAILY CATTLE SLAUGHTER

Today	127,000
Week Ago	125,000
Year Ago (act)	126,963
Week to Date	371,000
Same Period Last Week	358,000
Same Period Last Year	381,485
Previous Day	Steer and Heifer 103,000 Cow and Bull 23,000

[AMS 3209/SJ_LS712](#)

BEEF PRODUCTION	11/16/2024 (Estimate)	Last Week (Estimate)	Last Year (Actual)
Slaughter	606,000	619,000	639,000
Live Weights	1425	1423	1388
Dressed Weights	869	868	839
Beef Production (millions of pounds)	525.6	536.4	535.4

[AMS 2825/NW_LS410](#)

USDA BEEF CARCASS PRICE EQUIVALENT INDEX VALUE

	Choice <u>600-900#</u>	Select <u>600-900#</u>	Dressing percent:	
			<u>Steer</u>	<u>Heifer</u>
Change	\$287.51 (-1.20)	\$256.30 (-0.46)	63.19	63.08

[AMS 2455/LM_XB405](#)

USDA NATIONAL CUTTER COW CARCASS CUTOUT

260.85 (-5.75) 90% lean: 326.44

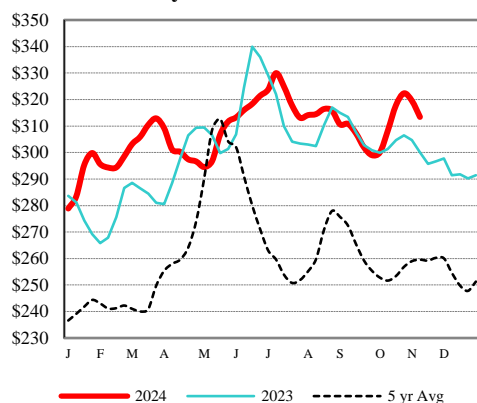
CME LIVE CATTLE

	<u>High</u>	<u>Low</u>	<u>Change</u>	<u>Settle</u>
APR	N/A			
JUN	N/A			
AUG	N/A			

CME FEEDER CATTLE

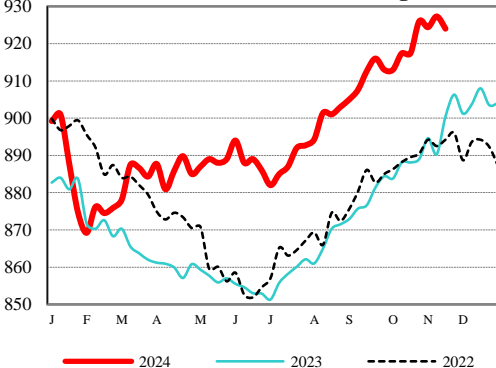
	<u>High</u>	<u>Low</u>	<u>Change</u>	<u>Settle</u>
APR	N/A			
MAY	N/A			
AUG	N/A			

Weekly Choice Cutout



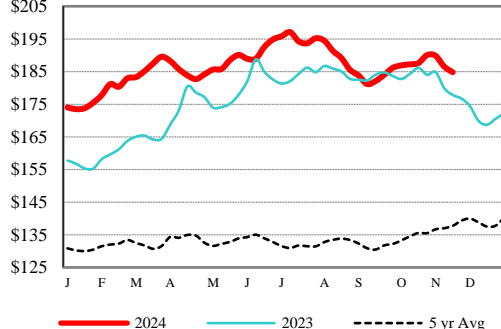
— 2024 — 2023 - - - - 5 yr Avg

LMR Steer/Heifer Dressed Weights



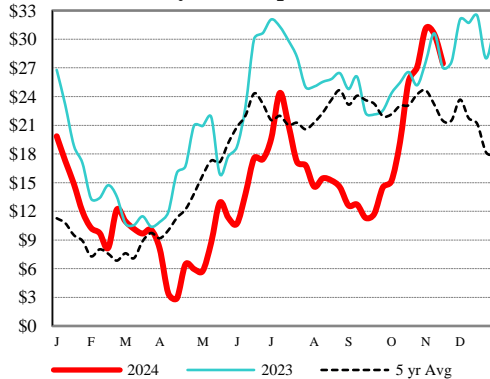
— 2024 — 2023 - - - - 2022

5 Area Weekly Wtd Avg Steer Price



— 2024 — 2023 - - - - 5 yr Avg

Weekly Ch/Se Spread



— 2024 — 2023 - - - - 5 yr Avg

USDA Livestock, Poultry & Grain Market News

Des Moines, Iowa | PH 515-284-4460

Email: Desm.LPGMN@usda.gov

<https://mymarketnews.ams.usda.gov/viewReport/2870>

[USDA AMS Livestock, Poultry & Grain Market News](#)