



Email us with accessibility issues with this report.

Advertised Prices for Dairy Products at Major Retail Supermarket Outlets ending during the period of 5/17/2024 to 5/23/2024

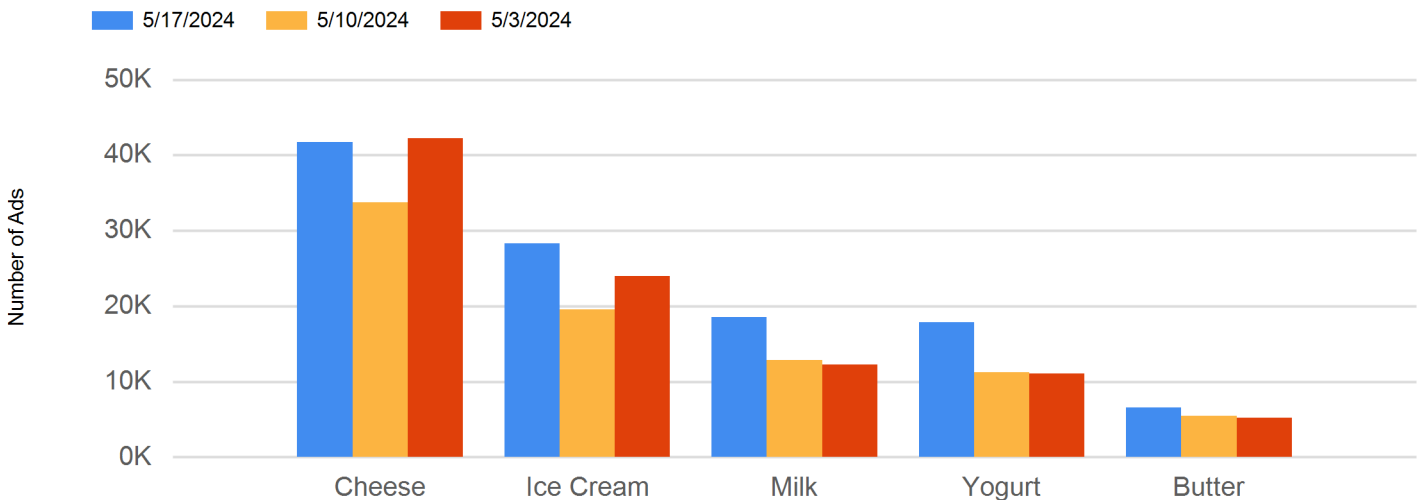
Total conventional dairy advertisements increased by 12 percent, and total organic dairy ads increased by 79 percent. Conventional ice cream in 48-64 ounce containers was the most advertised dairy product, with a weighted average advertised price of \$3.94, down from \$4.08 the week before. Conventional butter in one-pound packages had a weighted average advertised price of \$4.03, up from \$3.65 the week prior.

Shredded cheese in 6-8 ounce packages was the most advertised conventional cheese item, with a weighted average advertised price of \$2.47, down from \$2.75 the week prior. Sliced cheese in 6-8 ounce packages was the most advertised organic cheese product with a weighted average advertised price of \$4.91, up from \$4.66 last week.

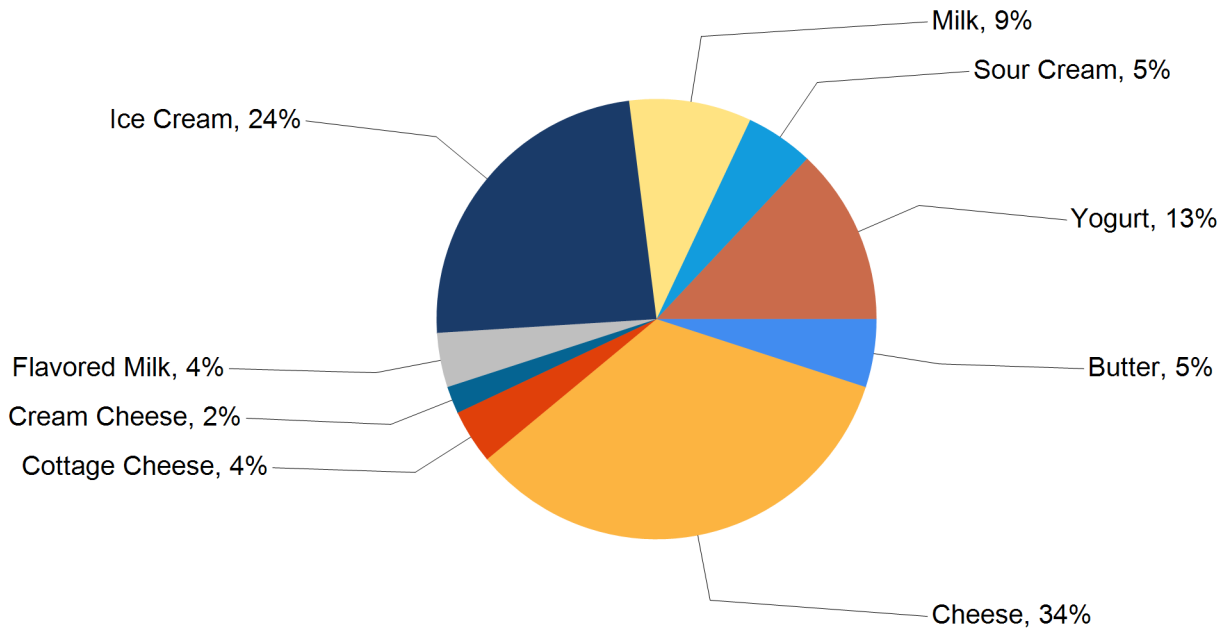
Greek yogurt in 4-6 ounce containers was the most advertised conventional yogurt item, with a weighted average advertised price of \$1.04, down from \$1.12 last week. The most advertised organic yogurt product was regular yogurt in 32 ounce containers with a weighted average advertised price of \$4.59, up from \$4.03 last week.

Half gallon containers of conventional milk had a weighted average advertised price of \$1.68, up from \$1.60 last week. Organic half gallons of milk were the most advertised organic dairy item and had a weighted average advertised price of \$4.67, up from \$4.17 last week. Organic half gallons of milk appeared in over twice as many ads as conventional half gallons of milk.

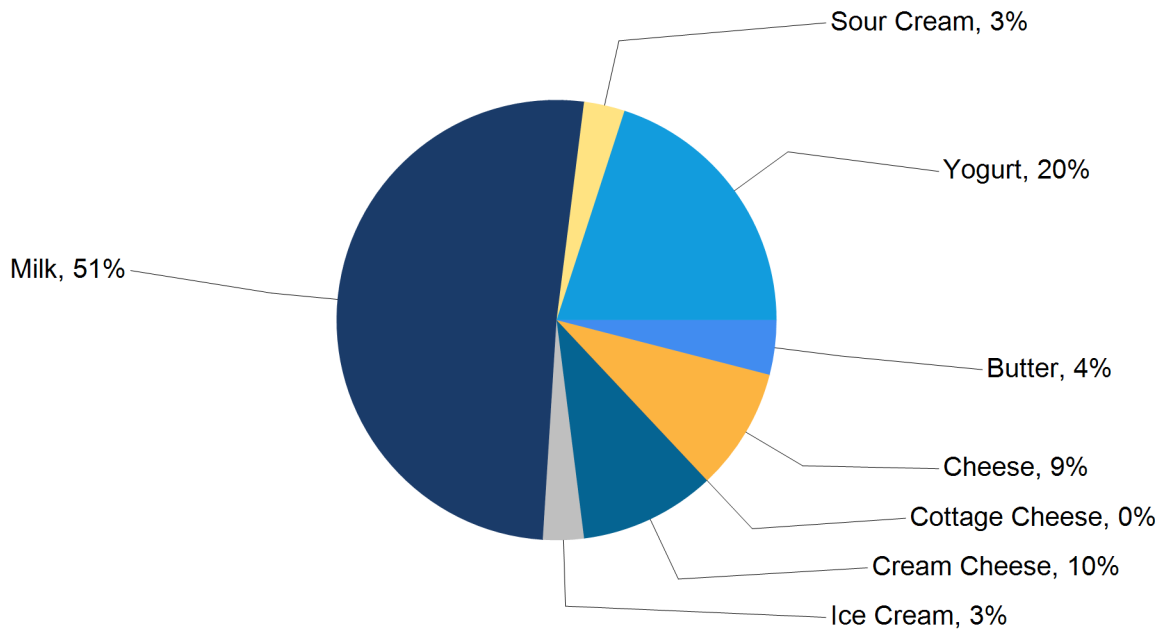
Top 5 Commodities Featured This Week



Percentage of Total Conventional Ads by Commodity



Percentage of Total Organic Ads by Commodity





NATIONAL -- CONVENTIONAL DAIRY PRODUCTS

Dairy								
Commodity	Type	Pack Size	THIS PERIOD		LAST WEEK		LAST YEAR	
			Stores With Ads	Wtd Avg Price	Stores With Ads	Wtd Avg Price	Stores With Ads	Wtd Avg Price
Butter		8 oz	306	3.62	214	3.74	517	3.06
Butter		1 lb	5696	4.03	4639	3.65	3512	4.00
Cheese	Natural Varieties	6-8 oz Block	8027	2.48	6198	2.70	8029	2.55
Cheese	Natural Varieties	6-8 oz Shred	13117	2.47	11646	2.75	10314	2.51
Cheese	Natural Varieties	6-8 oz Sliced	12452	2.52	9136	2.60	8409	2.53
Cheese	Natural Varieties	1 lb Block	519	3.72	245	3.99	172	4.06
Cheese	Natural Varieties	1 lb Shred	1837	3.61	835	4.41	168	2.84
Cheese	Natural Varieties	1 lb Sliced	373	3.28	496	4.22		
Cheese	Natural Varieties	2 lb Block	1170	6.45	1687	6.12	882	8.48
Cheese	Natural Varieties	2 lb Shred	2820	6.91	2009	5.81	190	8.49
Cottage Cheese		16 oz	3233	2.30	4019	2.61	1337	2.78
Cottage Cheese		24 oz	1911	2.74	2823	3.56	1392	2.94
Cream Cheese		8 oz	2348	2.90	7767	2.56	2654	2.68
Cream Cheese		12 oz			60	6.49		
Flavored Milk	All Fat Tests	Half Gallon	3251	1.93	1347	1.87	352	1.99
Flavored Milk	All Fat Tests	Gallon	1810	3.21	1639	2.71	83	4.99
Ice Cream		14-16 oz	10287	3.49	8303	3.59	7741	3.64
Ice Cream		48-64 oz	17620	3.94	10869	4.08	14012	3.44
Milk	All Fat Tests	Half Gallon	3086	1.68	3327	1.60	1236	1.71
Milk	All Fat Tests	Gallon	7627	3.42	4637	3.13	2576	3.53
Sour Cream		16 oz	5334	2.07	3963	2.16	4121	2.22
Sour Cream		24 oz	473	3.21	2401	2.99	2165	2.26
Yogurt	Greek	4-6 oz	5962	1.04	8002	1.12	7241	1.04
Yogurt	Yogurt	4-6 oz	3309	0.66	3633	0.67	1897	0.63
Yogurt	Greek	32 oz	2178	4.39	2635	4.83	595	5.85
Yogurt	Yogurt	32 oz	3343	3.03	2677	2.65	598	3.28



REGIONAL -- CONVENTIONAL DAIRY PRODUCTS

Commodity	Type	Pack Size	NORTHEAST U.S.			SOUTHEAST U.S.			MIDWEST U.S.		
			Price Range	Stores with Ads	Wtd Avg Price	Price Range	Stores with Ads	Wtd Avg Price	Price Range	Stores with Ads	Wtd Avg Price
Butter		8 oz	3.99	78	3.99	3.49	228	3.49			
Butter		1 lb	3.29 - 5.99	1014	4.47	2.99 - 4.99	2524	3.94	2.99 - 3.99	494	3.55
Cheese	Natural Varieties	6-8 oz Block	1.67 - 3.99	2511	2.57	1.77 - 3.49	2525	2.17	1.88 - 3.50	1124	2.31
Cheese	Natural Varieties	6-8 oz Shred	1.67 - 3.99	3308	2.52	1.97 - 2.99	4613	2.24	1.88 - 3.50	1303	2.34
Cheese	Natural Varieties	6-8 oz Sliced	2.00 - 4.29	2867	2.66	1.97 - 3.99	4944	2.37	1.88 - 3.50	1666	2.36
Cheese	Natural Varieties	1 lb Block				2.98	187	2.98	3.74	130	3.74
Cheese	Natural Varieties	1 lb Shred	3.49	72	3.49	2.98 - 3.74	1528	3.65	3.74	130	3.74
Cheese	Natural Varieties	1 lb Sliced	2.99 - 3.99	193	3.54	2.99	180	2.99			
Cheese	Natural Varieties	2 lb Block	9.99	122	9.99	4.99	463	4.99			
Cheese	Natural Varieties	2 lb Shred	7.99	190	7.99	4.99 - 9.49	1856	6.76	6.99	61	6.99
Cottage Cheese		16 oz	1.49 - 3.99	736	2.55	2.00 - 2.99	1761	2.32	1.99 - 2.50	166	2.17
Cottage Cheese		24 oz				2.67	1341	2.67	2.49 - 2.50	306	2.49
Cream Cheese		8 oz	2.27 - 3.99	497	3.19	2.49 - 2.50	418	2.50	3.00	245	3.00
Flavored Milk	All Fat Tests	Half Gallon	2.69	185	2.69	1.29 - 2.50	691	1.69	2.50 - 3.50	249	3.26
Flavored Milk	All Fat Tests	Gallon				2.76 - 4.99	1707	3.24			
Ice Cream		14-16 oz	2.64 - 5.99	1961	3.54	3.00 - 5.99	931	3.77	2.99 - 4.50	1345	3.56
Ice Cream		48-64 oz	2.00 - 5.00	3362	3.49	2.50 - 6.49	5256	4.17	2.49 - 4.50	1558	3.18
Milk	All Fat Tests	Half Gallon				1.29	463	1.29			
Milk	All Fat Tests	Gallon	3.49 - 3.85	992	3.67	2.76	1341	2.76	3.00 - 3.50	1080	3.09
Sour Cream		16 oz	1.49 - 2.50	768	2.02	1.89 - 2.79	2769	2.08	1.99 - 2.50	567	2.05
Sour Cream		24 oz				3.99	228	3.99	2.49	245	2.49
Yogurt	Greek	4-6 oz	0.80 - 1.33	1491	1.16	1.00 - 1.50	1837	1.01	0.99 - 1.00	387	1.00
Yogurt	Yogurt	4-6 oz	0.60 - 1.09	1007	0.70	0.60	302	0.60	0.77 - 0.80	305	0.78
Yogurt	Greek	32 oz	5.99	190	5.99	3.54 - 6.99	1798	4.11			
Yogurt	Yogurt	32 oz	2.99 - 4.69	197	4.04	2.36 - 4.69	2652	2.71	2.98 - 5.99	332	4.69



Commodity	Type	Pack Size	SOUTH CENTRAL U.S.			SOUTHWEST U.S.			NORTHWEST U.S.		
			Price Range	Stores with Ads	Wtd Avg Price	Price Range	Stores with Ads	Wtd Avg Price	Price Range	Stores with Ads	Wtd Avg Price
Butter		1 lb	2.99 - 4.99	490	4.25	3.97 - 4.99	897	4.07	2.99 - 3.99	254	3.51
Cheese	Natural Varieties	6-8 oz Block	1.69 - 4.99	433	3.20	1.88 - 5.21	823	2.52	1.49 - 4.49	580	3.12
Cheese	Natural Varieties	6-8 oz Shred	1.69 - 4.29	1406	3.04	1.88 - 3.99	1351	2.31	1.49 - 4.49	1051	2.92
Cheese	Natural Varieties	6-8 oz Sliced	1.97 - 4.49	1069	3.29	1.97 - 3.99	1272	2.40	1.49 - 2.79	580	2.34
Cheese	Natural Varieties	1 lb Block	2.99 - 5.99	202	4.40						
Cheese	Natural Varieties	1 lb Shred	2.99	107	2.99						
Cheese	Natural Varieties	2 lb Block	5.99 - 7.99	387	7.31	6.99	55	6.99	4.99	123	4.99
Cheese	Natural Varieties	2 lb Shred	5.99 - 7.99	482	7.25	6.99 - 9.49	108	8.22	4.99	123	4.99
Cottage Cheese		16 oz				1.49 - 1.99	272	1.62	2.29	287	2.29
Cottage Cheese		24 oz	2.99 - 3.99	264	3.35						
Cream Cheese		8 oz	1.99 - 3.49	529	3.04	2.49 - 3.49	455	2.72	2.49 - 3.99	184	2.99
Flavored Milk	All Fat Tests	Half Gallon	1.82 - 1.99	1476	1.85	1.97	352	1.97	1.29	287	1.29
Flavored Milk	All Fat Tests	Gallon	2.79	103	2.79						
Ice Cream		14-16 oz	1.72 - 5.99	3507	3.27	2.97 - 5.00	2399	3.64	2.99	123	2.99
Ice Cream		48-64 oz	2.00 - 7.99	4136	4.28	2.50 - 6.99	2465	4.07	2.49 - 4.99	753	3.44
Milk	All Fat Tests	Half Gallon	1.84 - 1.97	1583	1.86	0.99 - 1.97	425	1.80	1.29 - 1.57	572	1.37
Milk	All Fat Tests	Gallon	2.49 - 4.84	2666	3.93	2.97 - 3.43	1531	3.17			
Sour Cream		16 oz	1.99 - 3.29	498	2.31	1.49 - 2.79	732	1.95			
Yogurt	Greek	4-6 oz	1.00 - 1.25	715	1.02	0.88 - 1.00	1460	0.99	0.89	61	0.89
Yogurt	Yogurt	4-6 oz	0.39 - 0.99	551	0.56	0.49 - 1.52	962	0.66	0.49	131	0.49
Yogurt	Greek	32 oz	5.99	68	5.99	5.00	122	5.00			
Yogurt	Yogurt	32 oz				2.49 - 4.22	162	3.65			

Commodity	Type	Pack Size	ALASKA U.S.			HAWAII U.S.		
			Price Range	Stores with Ads	Wtd Avg Price	Price Range	Stores with Ads	Wtd Avg Price
Butter		1 lb				4.97	23	4.97
Cheese	Natural Varieties	6-8 oz Block	2.40 - 4.49	31	3.24			
Cheese	Natural Varieties	6-8 oz Shred	2.49 - 3.00	42	2.70	2.69 - 4.76	43	3.32
Cheese	Natural Varieties	6-8 oz Sliced	2.58 - 4.49	31	3.41	2.97	23	2.97
Cheese	Natural Varieties	2 lb Block	8.99 - 9.99	20	9.44			
Cottage Cheese		16 oz	2.29	11	2.29			
Cream Cheese		8 oz	2.00 - 2.99	20	2.54			
Flavored Milk	All Fat Tests	Half Gallon	1.79	11	1.79			
Ice Cream		14-16 oz	3.97	11	3.97	3.88	10	3.88
Ice Cream		48-64 oz	2.99 - 7.99	50	6.01	4.74 - 6.99	40	5.57
Milk	All Fat Tests	Half Gallon	1.79 - 2.78	20	2.24	2.97	23	2.97
Milk	All Fat Tests	Gallon				5.97 - 5.98	17	5.98
Yogurt	Greek	4-6 oz	1.50	11	1.50			
Yogurt	Yogurt	4-6 oz	1.00	28	1.00	0.59	23	0.59



NATIONAL -- ORGANIC DAIRY PRODUCTS

Dairy								
Commodity	Type	Pack Size	THIS PERIOD		LAST WEEK		LAST YEAR	
			Stores With Ads	Wtd Avg Price	Stores With Ads	Wtd Avg Price	Stores With Ads	Wtd Avg Price
Butter		8 oz	509	3.90	86	4.49		
Butter		1 lb	52	8.99	550	5.29	76	4.99
Cheese	Natural Varieties	6-8 oz Block	219	5.50	323	4.29	103	2.99
Cheese	Natural Varieties	6-8 oz Shred	228	3.00	873	4.40	951	3.00
Cheese	Natural Varieties	6-8 oz Sliced	980	4.91	305	4.66	1044	3.86
Cheese	Natural Varieties	2 lb Block					23	6.77
Cheese	Natural Varieties	2 lb Shred					23	6.77
Cottage Cheese		16 oz	52	5.79	109	5.57		
Cream Cheese		8 oz	1500	3.41	52	4.49	238	3.04
Ice Cream		14-16 oz	107	5.99	229	6.42		
Ice Cream		48-64 oz	279	9.06	152	8.13	182	8.66
Milk	All Fat Tests	Half Gallon	6419	4.67	3314	4.17	771	4.42
Milk	All Fat Tests	Gallon	1457	6.94	1597	6.82	310	5.13
Sour Cream		16 oz	496	3.96	392	4.37		
Yogurt	Yogurt	4-6 oz			107	2.50		
Yogurt	Greek	32 oz	1471	6.84	11	6.49	78	5.99
Yogurt	Yogurt	32 oz	1642	4.59	491	4.03	445	3.99

REGIONAL -- ORGANIC DAIRY PRODUCTS

Commodity	Type	Pack Size	NORTHEAST U.S.			SOUTHEAST U.S.			MIDWEST U.S.		
			Price Range	Stores with Ads	Wtd Avg Price	Price Range	Stores with Ads	Wtd Avg Price	Price Range	Stores with Ads	Wtd Avg Price
Butter		8 oz	3.59 - 3.99	457	3.83	4.50	52	4.50			
Butter		1 lb				8.99	52	8.99			
Cheese	Natural Varieties	6-8 oz Block				6.99	52	6.99			
Cheese	Natural Varieties	6-8 oz Shred				3.00	228	3.00			
Cheese	Natural Varieties	6-8 oz Sliced	3.39 - 6.59	253	4.93	6.19	86	6.19	5.12	67	5.12
Cottage Cheese		16 oz				5.79	52	5.79			
Cream Cheese		8 oz				3.28 - 4.49	1393	3.33			
Ice Cream		48-64 oz	8.99 - 9.99	187	9.64						
Milk	All Fat Tests	Half Gallon	3.99 - 5.99	200	5.21	3.98 - 5.99	3100	4.71	4.40	67	4.40
Milk	All Fat Tests	Gallon				6.98 - 6.99	1393	6.98			
Sour Cream		16 oz	3.99	122	3.99	3.29 - 5.79	190	4.29			
Yogurt	Greek	32 oz	5.99	78	5.99	6.84 - 7.99	1393	6.88			
Yogurt	Yogurt	32 oz	3.99	78	3.99	4.46 - 5.99	1445	4.53			



Commodity	Type	Pack Size	SOUTH CENTRAL U.S.			SOUTHWEST U.S.			NORTHWEST U.S.		
			Price Range	Stores with Ads	Wtd Avg Price	Price Range	Stores with Ads	Wtd Avg Price	Price Range	Stores with Ads	Wtd Avg Price
Cheese	Natural Varieties	6-8 oz Block	4.89 - 5.21	167	5.03						
Cheese	Natural Varieties	6-8 oz Sliced	4.99 - 5.30	182	5.12	4.49	392	4.49			
Cream Cheese		8 oz	4.49	107	4.49						
Ice Cream		14-16 oz	5.99	107	5.99						
Ice Cream		48-64 oz	7.89	92	7.89						
Milk	All Fat Tests	Half Gallon	3.98 - 5.32	2517	4.66	3.79 - 5.21	293	4.32	3.98 - 4.99	223	4.26
Milk	All Fat Tests	Gallon	5.99	64	5.99						
Sour Cream		16 oz	3.59	75	3.59	3.59	109	3.59			
Yogurt	Yogurt	32 oz				5.66	109	5.66			

Commodity	Type	Pack Size	ALASKA U.S.			HAWAII U.S.		
			Price Range	Stores with Ads	Wtd Avg Price	Price Range	Stores with Ads	Wtd Avg Price
Milk	All Fat Tests	Half Gallon	4.66	9	4.66	5.48	10	5.48
Yogurt	Yogurt	32 oz				5.66	10	5.66

REGIONAL DEFINITIONS

As used in this report, regions include the following states:	
NORTHEAST U.S.	Connecticut, Delaware, Massachusetts, Maryland, Maine, New Hampshire, New Jersey, New York, Pennsylvania, Rhode Island and Vermont
SOUTHEAST U.S.	Alabama, Florida, Georgia, Mississippi, North Carolina, South Carolina, Tennessee, Virginia and West Virginia
MIDWEST U.S.	Iowa, Illinois, Indiana, Kentucky, Michigan, Minnesota, North Dakota, Nebraska, Ohio, South Dakota and Wisconsin
SOUTH CENTRAL U.S.	Arkansas, Colorado, Kansas, Louisiana, Missouri, New Mexico, Oklahoma, and Texas
SOUTHWEST U.S.	Arizona, California, Nevada and Utah
NORTHWEST U.S.	Idaho, Montana, Oregon, Washington, and Wyoming
ALASKA	Alaska
HAWAII	Hawaii
NATIONAL	Continental United States

1--Dairy Market News surveys nearly 130 retailers, comprising over 22,000 individual stores, with online weekly advertised features.

2--As of October 1, 2022, the previous year weighted average prices and store counts will be calculated using the date from the prior year that most closely matches the current report date.