

**DAILY DIRECT HOGS PLANT DELIVERED as of 1:30 PM**

Negotiated Barrow and Gilts:	Carcass Base Price	Live Price
<b>NATIONAL - AMS 2675/LM HG203:</b>		
Range:	\$71.00 \$80.00	* *
Weighted Average:	\$79.56	*
Change from Prior Day:	\$2.61	*
Head Count	6,262	175

**IOWA/MINNESOTA - AMS 2675/LM HG206:**

Weighted Average:	\$79.60	*
Change from Prior Day:	*	*

**WESTERN CORNBELT - AMS 2675/LM HG212:**

Weighted Average:	\$79.56	*
Change from Prior Day:	*	*

**EASTERN CORNBELT - AMS 2675/LM HG210:**

Weighted Average:	*	*
Change from Prior Day:	*	*

\*Price not reported due to confidentiality.

**NATIONAL DAILY PORK REPORT FOB PLANT- AMS 2498/LM PK602:**

Carcass Cutout Values		Chg:
Primal Loin	94.62	(-2.66)
Primal Butt	81.96	(-0.40)
Primal Picnic	110.20	(-0.20)
Primal Rib	81.87	(-0.50)
Primal Ham	132.13	(-4.44)
Primal Belly	96.77	(-2.39)
Primal Loin	123.88	(-9.35)
Total Loads	301.5	
Pork Cuts	264.25	Lds
Trim/Process Pork	37.25	Lds

**DAILY HOG SLAUGHTER UNDER FIS - AMS 3208/SJ LS710**

Today (est)	490,000
Week Ago (est)	487,000
Year Ago (act)	1,017

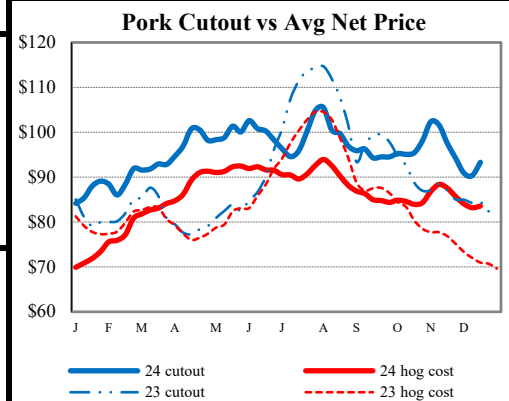
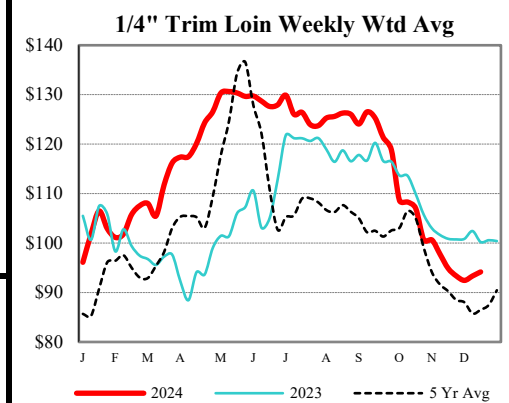
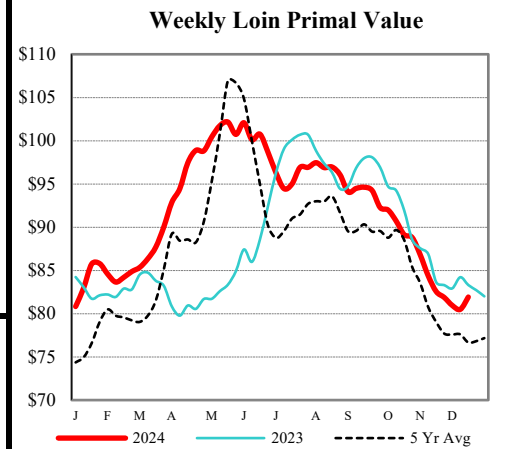
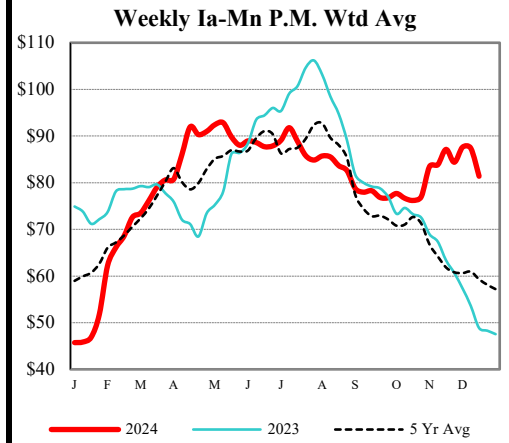
**National Daily Direct Hog Prior Day Report - Slaughtered Swine - AMS 2511/LM HG201**

Producer Sold:	NEG	OMF	SPMF	OPA	Total
Head Count	5,573	44,310	165,164	113,394	329,122
Carcass Base Price	79.99	77.26	83.64	84.26	82.96
Average Net Price	79.68	80.38	85.19	85.63	84.64

\*\*\*Negotiated Formula included in total\*\*\* \*Price not reported due to confidentiality.

**ESTIMATED WEEKLY PORK PRODUCTION UNDER FIS - AMS 3209/SJ LS712**

Week Ending	Hog Slaughter	Million Pounds	Live Weight	Dressed Weight
12/21/24	2,581,000	557.7	291	216
12/14/24	2,560,000	551.7	290	215
2024 YTD	126,098,000	27026.5		
2023 YTD	125,119,000	26694.3		



**USDA Livestock, Poultry & Grain Market News**

Des Moines, Iowa | PH 515-284-4460

Email: [Desm.LPGMN@usda.gov](mailto:Desm.LPGMN@usda.gov)

<https://mymarketnews.ams.usda.gov/viewReport/2872>

[USDA AMS Livestock, Poultry & Grain Market News](#)