

**Exhibits Prepared at the Request of:
Tom Thompson,
Georgia Milk Producers, Inc.**

Federal Order 7

Southeast Marketing Area

Prepared by:
Market Administrator
P.O Box 491778
Lawrenceville, GA 30049

For use in public hearing
Docket No. AO-388-A15 and
AO-366-A44; DA-03-11
Atlanta, GA
February 2004

**GEORGIA MARKETING AREA
FEDERAL ORDER NO. 7
ANNOUNCED FEDERAL ORDER PRICES AND BUTTERFAT DIFFERENTIAL**

1995	<u>CLASS I*</u>	<u>CLASS II</u>	<u>CLASS III</u>	<u>CLASS III-A</u>
January	\$14.94	\$11.02	\$11.35	\$10.06
February	\$14.46	\$11.35	\$11.79	\$10.12
March	\$14.43	\$12.20	\$11.89	\$10.22
April	\$14.87	\$12.09	\$11.16	\$10.27
May	\$14.97	\$12.19	\$11.12	\$10.21
June	\$14.24	\$11.46	\$11.42	\$10.37
July	\$0	\$0	\$0	\$00.00
August	\$0	\$0	\$0	\$00.00
September	\$0	\$0	\$0	\$00.00
October	\$0	\$0	\$0	\$00.00
November	\$0	\$0	\$0	\$00.00
December	\$0	\$0	\$0	\$00.00
Average	<u>\$14.65</u>	<u>\$11.72</u>	<u>\$11.46</u>	<u>\$10.21</u>
1994				
January	\$15.83	\$13.25	\$12.41	\$10.22
February	\$15.59	\$12.26	\$12.41	\$10.23
March	\$15.49	\$12.61	\$12.77	\$10.32
April	\$15.49	\$13.19	\$12.99	\$10.34
May	\$15.85	\$13.88	\$11.51	\$10.24
June	\$16.07	\$12.18	\$11.25	\$10.09
July	\$14.59	\$10.35	\$11.41	\$10.13
August	\$14.33	\$11.84	\$11.73	\$10.38
September	\$14.49	\$12.95	\$12.04	\$10.35
October	\$14.81	\$12.15	\$12.29	\$10.36
November	\$15.12	\$12.53	\$11.86	\$10.40
December	\$15.37	\$12.24	\$11.38	\$10.17
Average	<u>\$15.25</u>	<u>\$12.45</u>	<u>\$12.00</u>	<u>\$10.27</u>
1995	<u>BUTTERFAT DIFFERENTIAL</u>	<u>WEIGHTED AVG. PRICE*</u>	<u>BASE PRICE*</u>	<u>EXCESS PRICE</u>
January	\$.055	\$14.25	n/a	n/a
February	\$.056	\$13.93	\$14.20	\$11.69
March	\$.057	\$13.89	\$14.24	\$11.97
April	\$.059	\$13.93	\$14.53	\$11.16
May	\$.059	\$14.22	\$14.66	\$11.21
June	\$.064	\$13.77	\$14.21	\$11.44
July	\$.00	\$0	n/a	n/a
August	\$.00	\$0	n/a	n/a
September	\$.00	\$0	n/a	n/a
October	\$.00	\$0	n/a	n/a
November	\$.00	\$0	n/a	n/a
December	\$.00	\$0	n/a	n/a
Average	<u>\$.058</u>	<u>\$14.00</u>	<u>\$14.37</u>	<u>\$11.49</u>
1994				
January	\$.052	\$15.18	n/a	n/a
February	\$.052	\$14.97	\$15.21	\$12.41
March	\$.053	\$14.78	\$15.04	\$12.77
April	\$.053	\$14.75	\$14.95	\$12.99
May	\$.056	\$15.02	\$15.38	\$11.51
June	\$.058	\$15.12	\$15.45	\$11.25
July	\$.060	\$13.79	suspended	suspended
August	\$.065	\$13.97	suspended	suspended
September	\$.064	\$14.32	n/a	n/a
October	\$.063	\$14.41	n/a	n/a
November	\$.064	\$14.69	n/a	n/a
December	\$.058	\$14.68	n/a	n/a
Average	<u>\$.058</u>	<u>\$14.64</u>	<u>\$15.21</u>	<u>\$12.19</u>

* Announced at North Central Zone

**SOUTHEAST MARKETING AREA
FEDERAL ORDER NO. 7
ANNOUNCED FEDERAL ORDER PRICES AND BUTTERFAT DIFFERENTIAL**

1995	<u>CLASS I*</u>	<u>CLASS II</u>	<u>CLASS III</u>	<u>CLASS III-A</u>
January	n/a	n/a	n/a	n/a
February	n/a	n/a	n/a	n/a
March	n/a	n/a	n/a	n/a
April	n/a	n/a	n/a	n/a
May	n/a	n/a	n/a	n/a
June	n/a	n/a	n/a	n/a
July	\$14.20	\$11.42	\$11.23	\$10.61
August	\$14.50	\$11.72	\$11.55	\$10.82
September	\$14.31	\$11.53	\$12.08	\$10.90
October	\$14.63	\$11.85	\$12.61	\$11.66
November	\$15.16	\$12.38	\$12.87	\$12.40
December	\$15.69	\$12.91	\$12.91	\$11.24
Average	<u>\$14.75</u>	<u>\$11.97</u>	<u>\$12.21</u>	<u>\$11.27</u>

1995	<u>BUTTERFAT DIFFERENTIAL</u>	<u>WEIGHTED AVG. PRICE*</u>	<u>BASE PRICE*</u>	<u>EXCESS PRICE</u>
January	n/a	n/a	n/a	n/a
February	n/a	n/a	n/a	n/a
March	n/a	n/a	n/a	n/a
April	n/a	n/a	n/a	n/a
May	n/a	n/a	n/a	n/a
June	n/a	n/a	n/a	n/a
July	\$.071	\$13.64	n/a	n/a
August	\$.077	\$14.13	n/a	n/a
September	\$.078	\$13.97	n/a	n/a
October	\$.096	\$14.29	n/a	n/a
November	\$.105	\$14.72	n/a	n/a
December	\$.061	\$14.86	n/a	n/a
Average	<u>\$.081</u>	<u>\$14.27</u>	<u>n/a</u>	<u>n/a</u>

* Subject to provisions of §1007.75 plant location adjustments for producers.

**SOUTHEAST MARKETING AREA
FEDERAL ORDER NO. 7
ANNOUNCED FEDERAL ORDER PRICES AND BUTTERFAT DIFFERENTIAL**

1996	CLASS I*	CLASS II	CLASS III	CLASS III-A
January	\$15.95	\$13.17	\$12.73	\$11.16
February	\$15.99	\$13.21	\$12.59	\$10.39
March	\$15.81	\$13.03	\$12.70	\$10.32
April	\$15.67	\$12.89	\$13.09	\$10.52
May	\$15.78	\$13.00	\$13.77	\$11.90
June	\$16.17	\$13.39	\$13.92	\$15.12
July	\$16.85	\$14.07	\$14.49	\$16.01
August	\$17.00	\$14.22	\$14.94	\$15.82
September	\$17.57	\$14.79	\$15.37	\$15.85
October	\$18.02	\$15.24	\$14.13	\$14.94
November	\$18.45	\$15.67	\$11.61	\$12.18
December	\$17.21	\$14.43	\$11.34	\$11.75
Average	\$16.71	\$13.93	\$13.39	\$13.00

1995				
July**	\$14.20	\$11.42	\$11.23	\$10.61
August	\$14.50	\$11.72	\$11.55	\$10.82
September	\$14.31	\$11.53	\$12.08	\$10.90
October	\$14.63	\$11.85	\$12.61	\$11.66
November	\$15.16	\$12.38	\$12.87	\$12.40
December	\$15.69	\$12.91	\$12.91	\$11.24
Average	\$14.75	\$11.97	\$12.21	\$11.27

1996	BUTTERFAT DIFFERENTIAL	UNIFORM OR WT. AVG.*	BASE PRICE*	EXCESS PRICE
January	\$0.066	\$15.32	n/a	n/a
February	\$0.054	\$15.26	\$15.66	\$10.92
March	\$0.054	\$14.97	\$15.30	\$11.19
April	\$0.059	\$14.92	\$15.28	\$11.76
May	\$0.084	\$15.21	\$15.43	\$12.40
June	\$0.141	\$15.72	n/a	n/a
July	\$0.159	\$16.52	n/a	n/a
August	\$0.158	\$16.63	n/a	n/a
September	\$0.156	\$17.01	n/a	n/a
October	\$0.131	\$17.47	n/a	n/a
November	\$0.065	\$17.48	n/a	n/a
December	\$0.068	\$15.91	n/a	n/a
Average	\$0.100	\$16.04	\$15.42	\$11.57

1995**				
July	\$0.071	\$13.64	n/a	n/a
August	\$0.077	\$14.13	n/a	n/a
September	\$0.078	\$13.97	n/a	n/a
October	\$0.096	\$14.29	n/a	n/a
November	\$0.105	\$14.72	n/a	n/a
December	\$0.061	\$14.86	n/a	n/a
Average	\$0.081	\$14.27	\$0	\$0

* Announced at Zone 7

** Federal Order Numbers 7, 93, 94, 96 and 108 were merged to form the Southeast Order July 1, 1995.

**SOUTHEAST MARKETING AREA
FEDERAL ORDER NO. 7
ANNOUNCED FEDERAL ORDER PRICES AND BUTTERFAT DIFFERENTIAL**

1996	<u>CLASS I*</u>	<u>CLASS II</u>	<u>CLASS III</u>	<u>CLASS III-A</u>
January	\$15.95	\$13.17	\$12.73	\$11.16
February	\$15.99	\$13.21	\$12.59	\$10.39
March	\$15.81	\$13.03	\$12.70	\$10.32
April	\$15.67	\$12.89	\$13.09	\$10.52
May	\$15.78	\$13.00	\$13.77	\$11.90
June	\$16.17	\$13.39	\$13.92	\$15.12
July	\$16.85	\$14.07	\$14.49	\$16.01
August	\$17.00	\$14.22	\$14.94	\$15.82
September	\$17.57	\$14.79	\$15.37	\$15.85
October	\$18.02	\$15.24	\$14.13	\$14.94
November	\$18.45	\$15.67	\$11.61	\$12.18
December	\$17.21	\$14.43	\$11.34	\$11.75
Average	\$16.71	\$13.93	\$13.39	\$13.00

1997				
January	\$14.69	\$11.91	\$11.94	\$11.50
February	\$14.42	\$11.64	\$12.46	\$12.36
March	\$15.02	\$12.24	\$12.49	\$12.78
April	\$15.54	\$12.76	\$11.44	\$12.10
May	\$15.57	\$12.79	\$10.70	\$11.56
June	\$14.52	\$11.74	\$10.74	\$12.22
July	\$13.78	\$11.00	\$10.86	\$12.06
August	\$13.82	\$11.04	\$12.07	\$11.88
September	\$13.94	\$11.16	\$12.79	\$11.87
October	\$15.15	\$12.37	\$12.83	\$13.50
November	\$15.87	\$13.09	\$12.96	\$14.01
December	\$15.91	\$13.13	\$13.29	\$12.46
Average	\$14.85	\$12.07	\$12.05	\$12.36

1996	<u>BUTTERFAT DIFFERENTIAL</u>	<u>UNIFORM OR WT. AVG.*</u>	<u>BASE PRICE*</u>	<u>EXCESS PRICE</u>
January	\$0.066	\$15.32	n/a	n/a
February	\$0.054	\$15.26	\$15.66	\$10.92
March	\$0.054	\$14.97	\$15.30	\$11.19
April	\$0.059	\$14.92	\$15.28	\$11.76
May	\$0.084	\$15.21	\$15.43	\$12.40
June	\$0.141	\$15.72	n/a	n/a
July	\$0.159	\$16.52	n/a	n/a
August	\$0.158	\$16.63	n/a	n/a
September	\$0.156	\$17.01	n/a	n/a
October	\$0.131	\$17.47	n/a	n/a
November	\$0.065	\$17.48	n/a	n/a
December	\$0.068	\$15.91	n/a	n/a
Average	\$0.100	\$16.04	\$15.42	\$11.57

1997				
January	\$0.078	\$14.08	n/a	n/a
February	\$0.100	\$13.86	n/a	n/a
March	\$0.110	\$14.26	n/a	n/a
April	\$0.094	\$14.53	n/a	n/a
May	\$0.090	\$14.44	n/a	n/a
June	\$0.114	\$13.72	n/a	n/a
July	\$0.110	\$13.23	n/a	n/a
August	\$0.106	\$13.37	n/a	n/a
September	\$0.106	\$13.64	n/a	n/a
October	\$0.153	\$14.78	n/a	n/a
November	\$0.167	\$15.33	n/a	n/a
December	\$0.122	\$15.43	n/a	n/a
Average	\$0.113	\$14.22	n/a	n/a

* Announced at Zone 7

**SOUTHEAST MARKETING AREA
FEDERAL ORDER NO. 7
ANNOUNCED FEDERAL ORDER PRICES AND BUTTERFAT DIFFERENTIAL**

1997	CLASS I*	CLASS II	CLASS III
January	\$14.69	\$11.91	\$11.94
February	\$14.42	\$11.64	\$12.46
March	\$15.02	\$12.24	\$12.49
April	\$15.54	\$12.76	\$11.44
May	\$15.57	\$12.79	\$10.70
June	\$14.52	\$11.74	\$10.74
July	\$13.78	\$11.00	\$10.86
August	\$13.82	\$11.04	\$12.07
September	\$13.94	\$11.16	\$12.79
October	\$15.15	\$12.37	\$12.83
November	\$15.87	\$13.09	\$12.96
December	\$15.91	\$13.13	\$13.29
Average	\$14.85	\$12.07	\$12.05
1998			
January	\$16.04	\$13.26	\$13.25
February	\$16.37	\$13.59	\$13.32
March	\$16.33	\$13.55	\$12.81
April	\$16.40	\$13.62	\$12.01
May	\$15.89	\$13.11	\$10.88
June	\$15.09	\$12.31	\$13.10
July	\$13.96	\$11.18	\$14.77
August	\$16.18	\$13.40	\$14.99
September	\$17.85	\$15.07	\$15.10
October	\$18.07	\$15.29	\$16.04
November	\$18.18	\$15.40	\$16.84
December	\$19.12	\$16.34	\$17.34
Average	\$16.62	\$13.84	\$14.20
1997			
	CLASS III-A	BUTTERFAT DIFFERENTIAL	UNIFORM OR WT. AVG.*
January	\$11.50	\$0.078	\$14.08
February	\$12.36	\$0.100	\$13.86
March	\$12.78	\$0.110	\$14.26
April	\$12.10	\$0.094	\$14.53
May	\$11.56	\$0.090	\$14.44
June	\$12.22	\$0.114	\$13.72
July	\$12.05	\$0.110	\$13.23
August	\$11.88	\$0.106	\$13.37
September	\$11.87	\$0.106	\$13.64
October	\$13.50	\$0.153	\$14.78
November	\$14.01	\$0.167	\$15.33
December	\$12.46	\$0.122	\$15.43
Average	\$12.36	\$0.113	\$14.22
1998			
January	\$12.04	\$0.114	\$15.46
February	\$12.89	\$0.140	\$15.72
March	\$12.67	\$0.135	\$15.56
April	\$12.88	\$0.142	\$15.54
May	\$13.96	\$0.175	\$15.04
June	\$15.38	\$0.217	\$14.73
July	\$15.59	\$0.223	\$13.78
August	\$16.52	\$0.245	\$15.86
September	\$19.81	\$0.325	\$17.52
October	\$18.13	\$0.273	\$17.82
November	\$14.87	\$0.178	\$17.92
December	\$13.48	\$0.132	\$18.70
Average	\$14.85	\$0.192	\$16.14

* Announced at Zone 7

**SOUTHEAST MARKETING AREA
FEDERAL ORDER NO. 7
ANNOUNCED FEDERAL ORDER PRICES AND BUTTERFAT DIFFERENTIAL**

1998	CLASS I*	CLASS II	CLASS III
January	\$16.04	\$13.26	\$13.25
February	\$16.37	\$13.59	\$13.32
March	\$16.33	\$13.55	\$12.81
April	\$16.40	\$13.62	\$12.01
May	\$15.89	\$13.11	\$10.88
June	\$15.09	\$12.31	\$13.10
July	\$13.96	\$11.18	\$14.77
August	\$16.18	\$13.40	\$14.99
September	\$17.85	\$15.07	\$15.10
October	\$18.07	\$15.29	\$16.04
November	\$18.18	\$15.40	\$16.84
December	\$19.12	\$16.34	\$17.34
Average	\$16.62	\$13.84	\$14.20
1999			
January	\$19.92	\$17.14	\$16.27
February	\$20.42	\$17.64	\$10.27
March	\$19.35	\$16.57	\$11.62
April	\$13.35	\$10.57	\$11.81
May	\$14.70	\$11.92	\$11.26
June	\$14.89	\$12.11	\$11.42
July	\$14.34	\$11.56	\$13.59
August	\$14.50	\$11.72	\$15.79
September	\$16.67	\$13.89	\$16.26
October	\$18.87	\$16.09	\$11.49
November	\$19.34	\$16.56	\$9.79
December	\$14.57	\$11.79	\$9.63
Average	\$16.74	\$13.96	\$12.43
1998	CLASS III-A	BUTTERFAT DIFFERENTIAL	UNIFORM OR WT. AVG.*
January	\$12.04	\$0.114	\$15.46
February	\$12.89	\$0.140	\$15.72
March	\$12.67	\$0.135	\$15.56
April	\$12.88	\$0.142	\$15.54
May	\$13.96	\$0.175	\$15.04
June	\$15.38	\$0.217	\$14.73
July	\$15.59	\$0.223	\$13.78
August	\$16.52	\$0.245	\$15.86
September	\$19.81	\$0.325	\$17.52
October	\$18.13	\$0.273	\$17.82
November	\$14.87	\$0.178	\$17.92
December	\$13.48	\$0.132	\$18.70
Average	\$14.85	\$0.192	\$16.14
1999			
January	\$13.12	\$0.137	\$19.07
February	\$12.78	\$0.139	\$18.99
March	\$12.36	\$0.132	\$18.19
April	\$11.06	\$0.095	\$13.00
May	\$11.62	\$0.111	\$14.03
June	\$13.29	\$0.161	\$14.47
July	\$12.37	\$0.134	\$14.10
August	\$12.62	\$0.136	\$14.42
September	\$12.37	\$0.126	\$16.47
October	\$11.78	\$0.110	\$17.96
November	\$11.57	\$0.107	\$18.25
December	\$10.69	\$0.086	\$13.60
Average	\$12.14	\$0.123	\$16.05

* Announced at Zone 7

**SOUTHEAST MARKETING AREA
FEDERAL ORDER NO. 7
ANNOUNCED FEDERAL ORDER CLASS & UNIFORM PRICES**

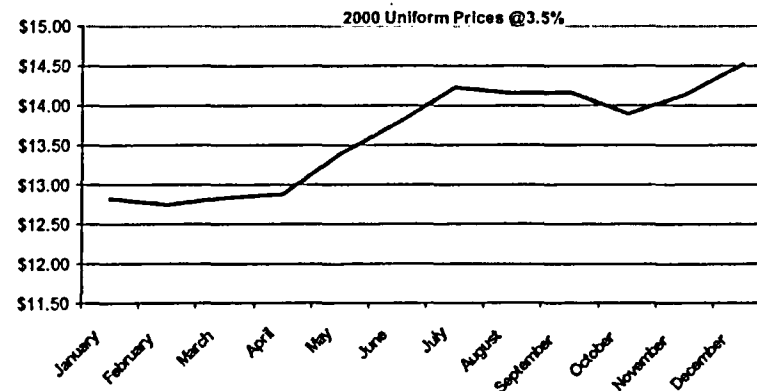
CLASS I*			
2000	Skim	Butterfat	Milk @ 3.5%
January	\$10.82	\$1.0164	\$14.00
February	\$10.82	\$0.9612	\$13.81
March	\$10.81	\$1.0023	\$13.94
April	\$10.80	\$1.0299	\$14.03
May	\$10.80	\$1.1869	\$14.58
June	\$10.80	\$1.2505	\$14.80
July	\$10.81	\$1.4665	\$15.56
August	\$10.80	\$1.3223	\$15.05
September	\$10.80	\$1.2901	\$14.94
October	\$10.86	\$1.2876	\$14.99
November	\$10.84	\$1.2745	\$14.92
December	\$10.85	\$1.3593	\$15.23
Average	\$10.82	\$1.2040	\$14.65

CLASS II			
2000	Skim	Butterfat	Milk @ 3.5%
January	\$8.42	\$0.9436	\$11.43
February	\$8.42	\$0.9658	\$11.51
March	\$8.41	\$1.0261	\$11.71
April	\$8.40	\$1.1422	\$12.10
May	\$8.40	\$1.2924	\$12.63
June	\$8.40	\$1.4198	\$13.08
July	\$8.41	\$1.2761	\$12.58
August	\$8.40	\$1.2729	\$12.56
September	\$8.40	\$1.2777	\$12.58
October	\$8.46	\$1.2514	\$12.54
November	\$8.44	\$1.5815	\$13.68
December	\$8.45	\$1.6604	\$13.97
Average	\$8.42	\$1.2592	\$12.53

CLASS III			
2000	Skim	Butterfat	Milk @ 3.5%
January	\$7.02	\$0.9366	\$10.05
February	\$6.41	\$0.9588	\$9.54
March	\$6.19	\$1.0191	\$9.54
April	\$5.63	\$1.1352	\$9.41
May	\$5.05	\$1.2854	\$9.37
June	\$4.68	\$1.4128	\$9.46
July	\$6.44	\$1.2691	\$10.66
August	\$5.91	\$1.2659	\$10.13
September	\$6.54	\$1.2707	\$10.76
October	\$5.87	\$1.2444	\$10.02
November	\$3.17	\$1.5745	\$8.57
December	\$3.71	\$1.6534	\$9.37
Average	\$5.55	\$1.2522	\$9.74

CLASS IV			
2000	Skim	Butterfat	Milk @ 3.5%
January	\$7.72	\$0.9366	\$10.73
February	\$7.71	\$0.9588	\$10.80
March	\$7.70	\$1.0191	\$11.00
April	\$7.68	\$1.1352	\$11.38
May	\$7.68	\$1.2854	\$11.91
June	\$7.70	\$1.4128	\$12.38
July	\$7.70	\$1.2691	\$11.87
August	\$7.71	\$1.2659	\$11.87
September	\$7.76	\$1.2707	\$11.94
October	\$7.73	\$1.2444	\$11.81
November	\$7.76	\$1.5745	\$13.00
December	\$7.75	\$1.6534	\$13.27
Average	\$7.72	\$1.2522	\$11.83

UNIFORM*			
2000	Skim	Butterfat	Milk @ 3.5%
January	\$9.78	\$0.9663	\$12.82
February	\$9.72	\$0.9606	\$12.74
March	\$9.62	\$1.0138	\$12.83
April	\$9.36	\$1.0996	\$12.88
May	\$9.36	\$1.2488	\$13.40
June	\$9.39	\$1.3470	\$13.78
July	\$9.84	\$1.3525	\$14.23
August	\$9.98	\$1.2924	\$14.15
September	\$10.03	\$1.2801	\$14.16
October	\$9.82	\$1.2622	\$13.89
November	\$9.39	\$1.4523	\$14.14
December	\$9.46	\$1.5365	\$14.51
Average	\$9.65	\$1.2343	\$13.63



* Class 1 and Uniform Prices are at Fulton County (Atlanta), Georgia

**SOUTHEAST MARKETING AREA
FEDERAL ORDER NO. 7
ANNOUNCED FEDERAL ORDER CLASS & UNIFORM PRICES**

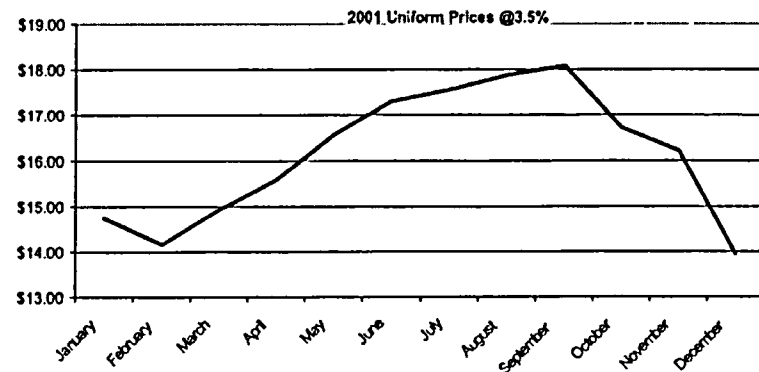
2001	CLASS I*		
	Skim	Butterfat	Milk @ 3.5%
January	\$10.98	\$1.8554	\$17.09
February	\$10.99	\$1.2662	\$15.04
March	\$10.96	\$1.4793	\$15.75
April	\$10.96	\$1.7032	\$16.54
May	\$10.98	\$1.9197	\$17.31
June	\$11.00	\$2.1343	\$18.09
July	\$10.98	\$2.2414	\$18.44
August	\$11.00	\$2.2522	\$18.50
September	\$11.09	\$2.2742	\$18.66
October	\$10.48	\$2.5470	\$19.03
November	\$12.70	\$1.8866	\$18.86
December	\$10.25	\$1.4823	\$15.08
Average	\$11.03	\$1.9202	\$17.37

2001	CLASS II		
	Skim	Butterfat	Milk @ 3.5%
January	\$8.58	\$1.2966	\$12.82
February	\$8.59	\$1.4696	\$13.43
March	\$8.56	\$1.6890	\$14.17
April	\$8.56	\$1.9553	\$15.10
May	\$8.58	\$2.1261	\$15.72
June	\$8.60	\$2.2159	\$16.05
July	\$8.58	\$2.1953	\$15.96
August	\$8.20	\$2.3046	\$15.98
September	\$7.94	\$2.4519	\$16.24
October	\$8.00	\$1.6596	\$13.53
November	\$7.96	\$1.4570	\$12.78
December	\$7.85	\$1.4392	\$12.61
Average	\$8.33	\$1.8550	\$14.53

2001	CLASS III		
	Skim	Butterfat	Milk @ 3.5%
January	\$5.68	\$1.2896	\$9.99
February	\$5.34	\$1.4626	\$10.27
March	\$5.73	\$1.6820	\$11.42
April	\$5.43	\$1.9483	\$12.06
May	\$6.65	\$2.1191	\$13.83
June	\$7.55	\$2.2089	\$15.02
July	\$8.08	\$2.1883	\$15.46
August	\$7.78	\$2.2976	\$15.55
September	\$7.61	\$2.4449	\$15.90
October	\$9.14	\$1.6526	\$14.60
November	\$6.46	\$1.4500	\$11.31
December	\$7.03	\$1.4322	\$11.80
Average	\$6.87	\$1.8480	\$13.10

2001	CLASS IV		
	Skim	Butterfat	Milk @ 3.5%
January	\$7.89	\$1.2896	\$12.13
February	\$7.86	\$1.4626	\$12.70
March	\$7.85	\$1.6820	\$13.46
April	\$7.87	\$1.9483	\$14.41
May	\$7.90	\$2.1191	\$15.04
June	\$7.87	\$2.2089	\$15.33
July	\$7.41	\$2.1883	\$14.81
August	\$7.27	\$2.2976	\$15.06
September	\$7.29	\$2.4449	\$15.59
October	\$7.24	\$1.6526	\$12.77
November	\$7.15	\$1.4500	\$11.97
December	\$7.02	\$1.4322	\$11.79
Average	\$7.55	\$1.8480	\$13.76

2001	UNIFORM*		
	Skim	Butterfat	Milk @ 3.5%
January	\$9.82	\$1.5021	\$14.73
February	\$9.61	\$1.3925	\$14.15
March	\$9.62	\$1.6097	\$14.92
April	\$9.37	\$1.8656	\$15.57
May	\$9.71	\$2.0487	\$16.54
June	\$10.00	\$2.1814	\$17.28
July	\$10.16	\$2.2111	\$17.54
August	\$10.25	\$2.2796	\$17.87
September	\$10.11	\$2.3802	\$18.09
October	\$10.06	\$1.9990	\$16.70
November	\$10.92	\$1.6191	\$16.20
December	\$9.20	\$1.4505	\$13.95
Average	\$9.90	\$1.8783	\$16.13



* Class 1 and Uniform Prices are at Fulton County (Atlanta), Georgia

**SOUTHEAST MARKETING AREA
FEDERAL ORDER NO. 7
ANNOUNCED FEDERAL ORDER CLASS & UNIFORM PRICES**

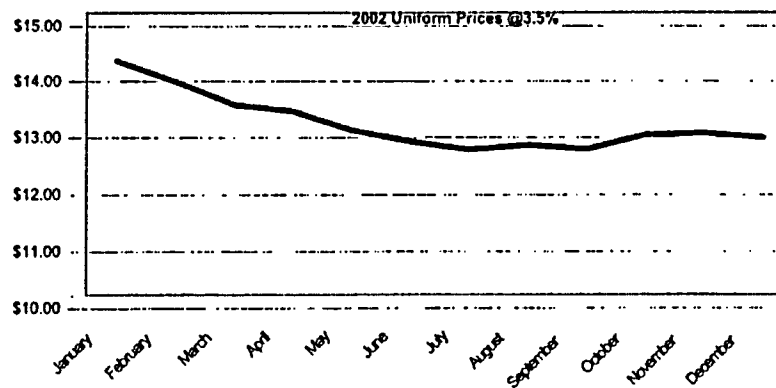
CLASS I*			
2002	Skim	Butterfat	Milk @ 3.5%
January	\$10.44	\$1.4249	\$15.06
February	\$10.09	\$1.5170	\$15.05
March	\$10.20	\$1.3927	\$14.72
April	\$10.01	\$1.4043	\$14.57
May	\$9.93	\$1.3649	\$14.36
June	\$10.33	\$1.1887	\$14.13
July	\$9.95	\$1.1753	\$13.72
August	\$9.96	\$1.1332	\$13.58
September	\$10.02	\$1.1115	\$13.56
October	\$10.01	\$1.0245	\$13.25
November	\$10.30	\$1.0733	\$13.70
December	\$10.09	\$1.1092	\$13.62
Average	\$10.11	\$1.2433	\$14.11

CLASS II			
2002	Skim	Butterfat	Milk @ 3.5%
January	\$7.74	\$1.4916	\$12.69
February	\$7.69	\$1.3887	\$12.28
March	\$7.66	\$1.3708	\$12.19
April	\$7.61	\$1.2960	\$11.88
May	\$7.53	\$1.1503	\$11.29
June	\$7.50	\$1.1281	\$11.19
July	\$7.55	\$1.0999	\$11.14
August	\$7.56	\$1.0771	\$11.07
September	\$7.62	\$1.0169	\$10.91
October	\$7.61	\$1.0796	\$11.12
November	\$7.68	\$1.0993	\$11.26
December	\$7.69	\$1.1992	\$11.62
Average	\$7.62	\$1.1998	\$11.55

CLASS III			
2002	Skim	Butterfat	Milk @ 3.5%
January	\$6.92	\$1.4846	\$11.87
February	\$7.04	\$1.3817	\$11.63
March	\$6.09	\$1.3638	\$10.65
April	\$6.57	\$1.2890	\$10.85
May	\$7.07	\$1.1433	\$10.82
June	\$6.39	\$1.1211	\$10.09
July	\$5.70	\$1.0929	\$9.33
August	\$6.00	\$1.0701	\$9.54
September	\$6.62	\$1.0099	\$9.92
October	\$7.22	\$1.0726	\$10.72
November	\$6.23	\$1.0923	\$9.84
December	\$5.77	\$1.1922	\$9.74
Average	\$6.47	\$1.1928	\$10.42

CLASS IV			
2002	Skim	Butterfat	Milk @ 3.5%
January	\$6.98	\$1.4846	\$11.93
February	\$6.95	\$1.3817	\$11.54
March	\$6.89	\$1.3638	\$11.42
April	\$6.82	\$1.2890	\$11.09
May	\$6.81	\$1.1433	\$10.57
June	\$6.84	\$1.1211	\$10.52
July	\$6.87	\$1.0929	\$10.45
August	\$6.91	\$1.0701	\$10.41
September	\$6.93	\$1.0099	\$10.22
October	\$6.99	\$1.0726	\$10.50
November	\$7.00	\$1.0923	\$10.58
December	\$6.55	\$1.1922	\$10.49
Average	\$6.88	\$1.1928	\$10.81

UNIFORM*			
2002	Skim	Butterfat	Milk @ 3.5%
January	\$9.33	\$1.4656	\$14.13
February	\$9.07	\$1.4269	\$13.75
March	\$8.84	\$1.3738	\$13.34
April	\$8.89	\$1.3280	\$13.23
May	\$8.94	\$1.2172	\$12.89
June	\$9.00	\$1.1455	\$12.69
July	\$8.92	\$1.1267	\$12.55
August	\$9.11	\$1.0969	\$12.63
September	\$9.21	\$1.0500	\$12.56
October	\$9.45	\$1.0544	\$12.81
November	\$9.37	\$1.0857	\$12.84
December	\$9.01	\$1.1604	\$12.76
Average	\$9.10	\$1.2109	\$13.02



* Class 1 and Uniform Prices are at Fulton County (Atlanta), Georgia

**SOUTHEAST MARKETING AREA
FEDERAL ORDER NO. 7
ANNOUNCED FEDERAL ORDER CLASS & UNIFORM PRICES**

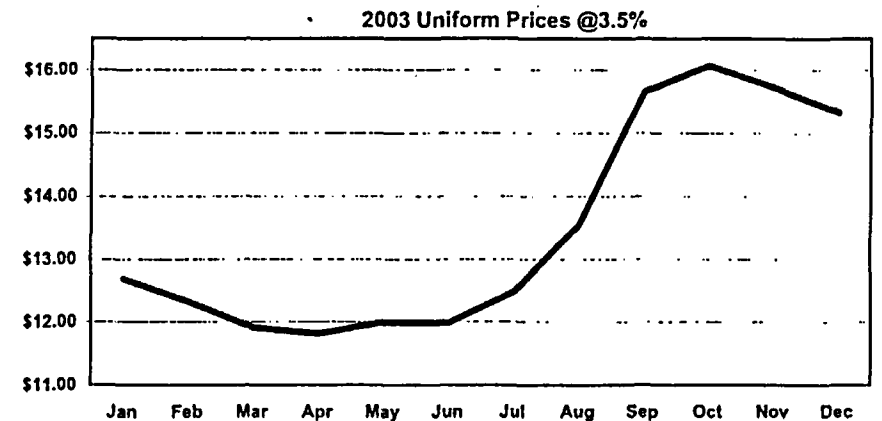
CLASS I*			
2003	Skim	Butterfat	Milk @ 3.5%
January	\$9.77	\$1.2094	\$13.66
February	\$9.30	\$1.2443	\$13.33
March	\$9.14	\$1.1684	\$12.91
April	\$9.02	\$1.1537	\$12.74
May	\$9.01	\$1.1772	\$12.81
June	\$9.02	\$1.1810	\$12.84
July	\$9.02	\$1.1900	\$12.87
August	\$10.17	\$1.2164	\$14.07
September	\$12.61	\$1.3254	\$16.81
October	\$13.53	\$1.2317	\$17.37
November	\$13.43	\$1.2873	\$17.47
December	\$12.80	\$1.3116	\$16.94
Average	\$10.57	\$1.2247	\$14.49

CLASS II			
2003	Skim	Butterfat	Milk @ 3.5%
January	\$7.37	\$1.1926	\$11.29
February	\$6.90	\$1.1443	\$10.66
March	\$6.74	\$1.1529	\$10.54
April	\$6.62	\$1.1573	\$10.44
May	\$6.61	\$1.1582	\$10.43
June	\$6.62	\$1.1646	\$10.46
July	\$6.62	\$1.2125	\$10.63
August	\$6.64	\$1.2584	\$10.81
September	\$6.69	\$1.2288	\$10.76
October	\$6.66	\$1.2623	\$10.84
November	\$6.69	\$1.2947	\$10.99
December	\$6.72	\$1.3758	\$11.30
Average	\$6.74	\$1.2169	\$10.76

CLASS III			
2003	Skim	Butterfat	Milk @ 3.5%
January	\$5.83	\$1.1856	\$9.78
February	\$5.89	\$1.1373	\$9.66
March	\$5.28	\$1.1459	\$9.11
April	\$5.58	\$1.1503	\$9.41
May	\$5.89	\$1.1512	\$9.71
June	\$5.91	\$1.1576	\$9.75
July	\$7.83	\$1.2055	\$11.78
August	\$9.76	\$1.2514	\$13.80
September	\$10.39	\$1.2218	\$14.30
October	\$10.36	\$1.2553	\$14.39
November	\$9.29	\$1.2877	\$13.47
December	\$7.34	\$1.3688	\$11.87
Average	\$7.45	\$1.2099	\$11.42

CLASS IV			
2003	Skim	Butterfat	Milk @ 3.5%
January	\$6.13	\$1.1856	\$10.07
February	\$6.04	\$1.1373	\$9.81
March	\$5.99	\$1.1459	\$9.79
April	\$5.91	\$1.1503	\$9.73
May	\$5.92	\$1.1512	\$9.74
June	\$5.92	\$1.1576	\$9.76
July	\$5.94	\$1.2055	\$9.95
August	\$5.97	\$1.2514	\$10.14
September	\$5.98	\$1.2218	\$10.05
October	\$5.98	\$1.2553	\$10.16
November	\$6.00	\$1.2877	\$10.30
December	\$5.94	\$1.3688	\$10.52
Average	\$5.98	\$1.2099	\$10.00

UNIFORM*			
2003	Skim	Butterfat	Milk @ 3.5%
January	\$8.80	\$1.1952	\$12.68
February	\$8.49	\$1.1782	\$12.32
March	\$8.15	\$1.1551	\$11.91
April	\$8.06	\$1.1527	\$11.81
May	\$8.21	\$1.1623	\$11.99
June	\$8.18	\$1.1681	\$11.98
July	\$8.57	\$1.2004	\$12.47
August	\$9.55	\$1.2359	\$13.54
September	\$11.62	\$1.2673	\$15.65
October	\$12.13	\$1.2470	\$16.07
November	\$11.62	\$1.2886	\$15.72
December	\$11.00	\$1.3474	\$15.33
Average	\$9.53	\$1.2165	\$13.46



* Class 1 and Uniform Prices are at Fulton County (Atlanta), Georgia