

Grain Truck and Ocean Rate Advisory: Quarterly Updates

Transportation and Marketing Programs
Transportation Services Division
www.ams.usda.gov/AgTransportation

Truck Advisory

Table 1: U.S. Grain Truck Market, 2nd Quarter 2019

	25 miles	100 miles	200 miles	Truck availability	Truck usage	Future truck usage
					Quarterly Index	
					1=Very Easy to 5=Very Difficult	1=Much Lower to 5=Much Higher
	¹ Rate per mile, per truckload					
National average²	4.20	2.80	2.56	3.19	3.04	3.41
North Central region	4.37	2.74	2.63	3.12	2.88	3.53
Rocky Mountain	NA ³	NA	NA	NA	NA	NA
South Central	3.56	2.58	2.02	4.00	3.25	3.50
West	3.92	3.56	2.94	3.00	3.00	3.50
East	3.92	2.88	2.66	2.64	3.67	2.67

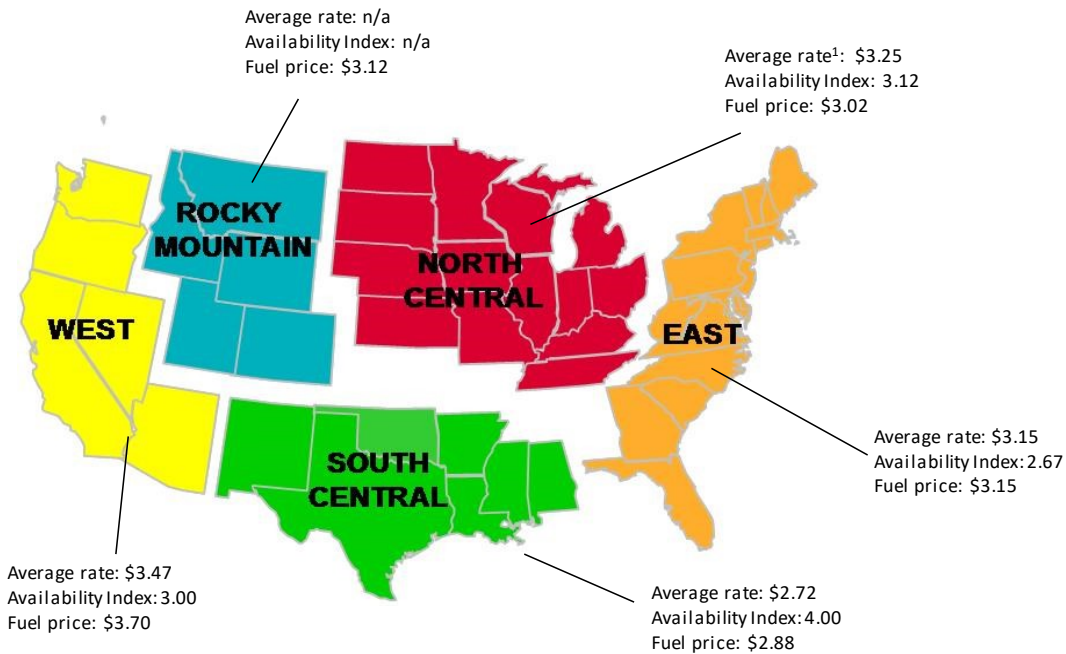
¹Rates are based on trucks with 80,000 lb gross vehicle weight limit, and are quoted in U.S. dollar

²National average is based on rates received from various States, but not every State is represented.

³Not reporting data due to low or no response rate.

Source: Transportation and Marketing Programs/AMS/USDA

Figure 1: U.S. Grain Truck Market, 2nd Quarter 2019



¹Average rate per loaded mile, based on truck rates for trips of 25, 100, and 200 miles

Note: Fuel prices are a quarterly average (unit per gallon)

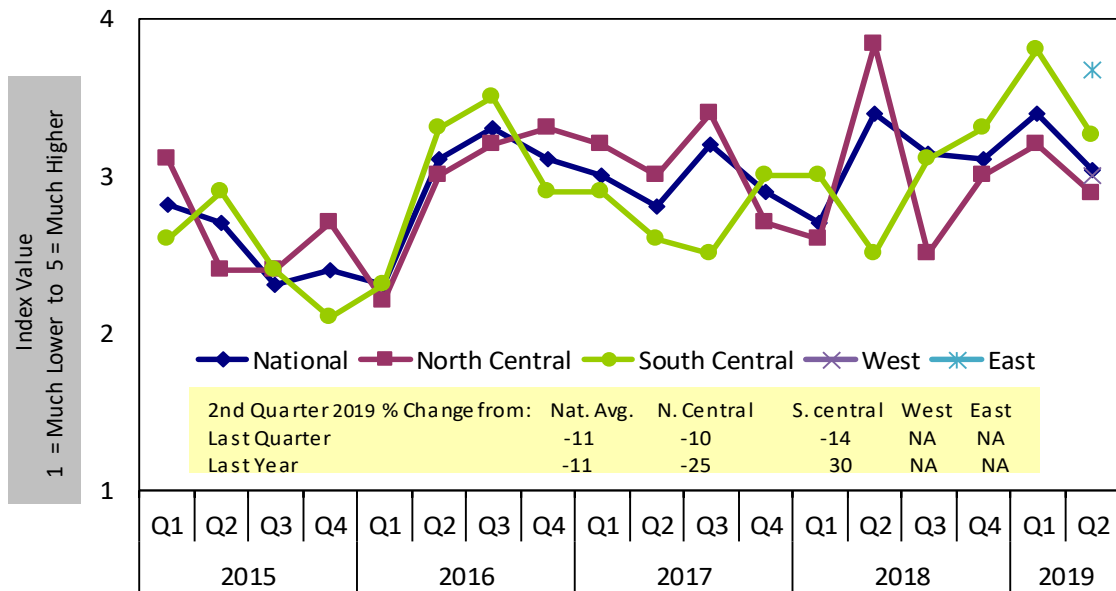
Fuel Price Data Source: Energy Information Administration U.S. Department of Energy, www.eia.doe.gov

Truck Usage

Table 2: Regional Truck Usage Index

Current Truck Usage 1 = Much Lower to 5 = Much Higher					Future Truck Usage 1 = Much Lower to 5 = Much Higher			
2017	1st Qtr	2nd Qtr	3rd Qtr	4th Qtr	1st Qtr	2nd Qtr	3rd Qtr	4th Qtr
National	3.00	3.00	3.20	2.90	3.00	2.60	3.40	3.30
North Central	3.20	3.00	3.40	2.70	3.20	2.80	3.40	3.20
Rocky Mountain	NA	NA	NA	NA	NA	NA	NA	NA
South Central	2.90	2.70	2.50	3.00	2.80	2.50	3.00	3.40
West	NA	NA	NA	NA	NA	NA	NA	NA
2018	1st Qtr	2nd Qtr	3rd Qtr	4th Qtr	1st Qtr	2nd Qtr	3rd Qtr	4th Qtr
National	2.70	3.40	3.14	3.10	3.00	3.60	3.60	3.10
North Central	2.60	3.83	2.50	3.00	3.10	4.00	3.00	3.10
Rocky Mountain	NA	NA	NA	NA	NA	NA	NA	NA
South Central	3.00	2.50	3.10	3.30	2.50	2.50	3.50	3.00
West	NA	NA	NA	NA	NA	NA	NA	NA
2019	1st Qtr	2nd Qtr	3rd Qtr	4th Qtr	1st Qtr	2nd Qtr	3rd Qtr	4th Qtr
National	3.40	3.04			3.60	3.41		
North Central	3.20	2.88			3.30	3.53		
Rocky Mountain	NA	NA			NA	NA		
South Central	3.80	3.25			4.00	3.50		
West	NA	3.00			NA	3.50		
East	NA	3.67			NA	2.67		

Figure 2: National Truck Usage, 2nd Quarter 2019



Source: Transportation and Marketing Programs, AMS/USDA

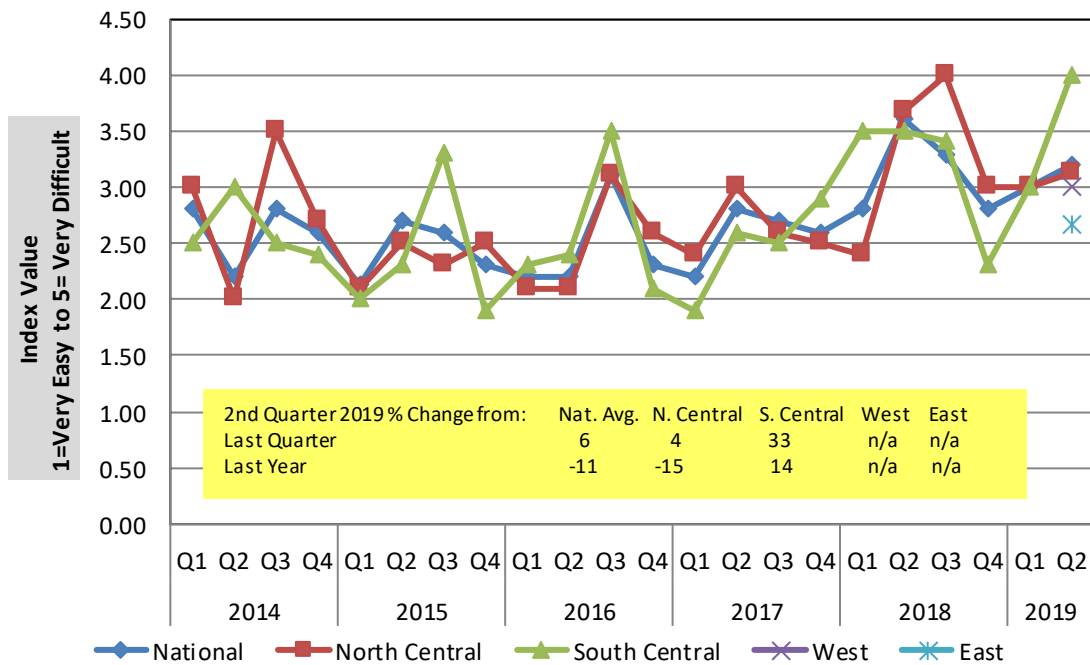
Truck Availability

Table 3: Quarterly National Truck Availability Index

Region	1= Very Easy	5=Very Difficult		Current qtr as % change from	
	2nd Quarter 2019	Previous Quarter	Same Quarter Last Year	Previous Qtr	Same Qtr Last Year
National	3.19	3.00	3.60	6	-11
North Central	3.12	3.00	3.67	4	-15
South Central	4.00	3.00	3.50	33	14
West	3.00	NA	NA	NA	NA
East	2.67	NA	NA	NA	NA

The truck availability index tracks the trends in perceived ease of hiring a truck as reported by grain elevators.

Figure 3: National Truck Availability



Truck Rates

Table 4 : Average Grain Truck Rates for Short and Long Hauls, 2nd Quarter 2019 (\$/mile per truckload)

Region	25 miles	100 miles	200 miles	% increase from:					
				Last qtr			Same qtr Last year		
				25 mi	100 mi	200 mi	25 mi	100 mi	200 mi
National Average	\$4.20	\$2.80	\$2.56	4.7%	10.2%	13.8%	-6.3%	-3.1%	-7.6%
North Central	\$4.37	\$2.74	\$2.63	0.2%	25.1%	25.2%	-6.0%	-9.0%	-9.0%
Rocky Mountain	NA	NA	NA	-	-	-	-	-	-
South Central	\$3.56	\$2.58	\$2.02	1.7%	-16.0%	-34.0%	-8.7%	-9.2%	-22.9%
West	\$3.92	\$3.56	\$2.94	-	-	-	-	-	-
East	\$3.92	\$2.88	\$2.66	-	-	-	-	-	-

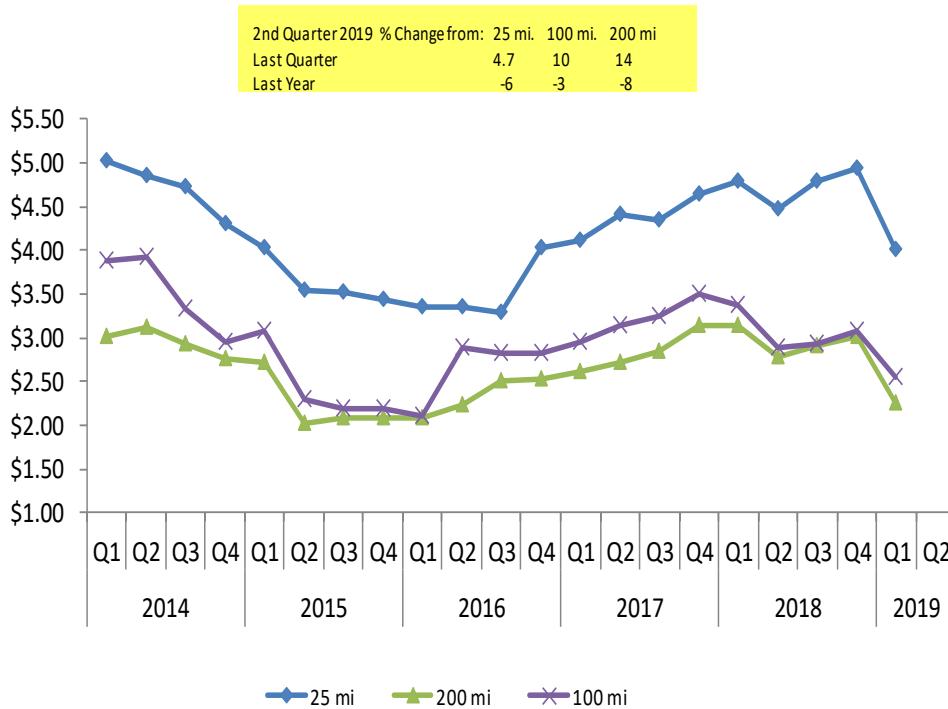
NA: data not available

Rates are based on trucks with 80,000 lbs gross vehicle weight limit

Source: Transportation and Marketing Programs/AMS/USDA

A truck is assumed to carry 55,000 lbs or 25 metric tons of grain. Rates per metric ton per mile can be calculated from rates per truckload.

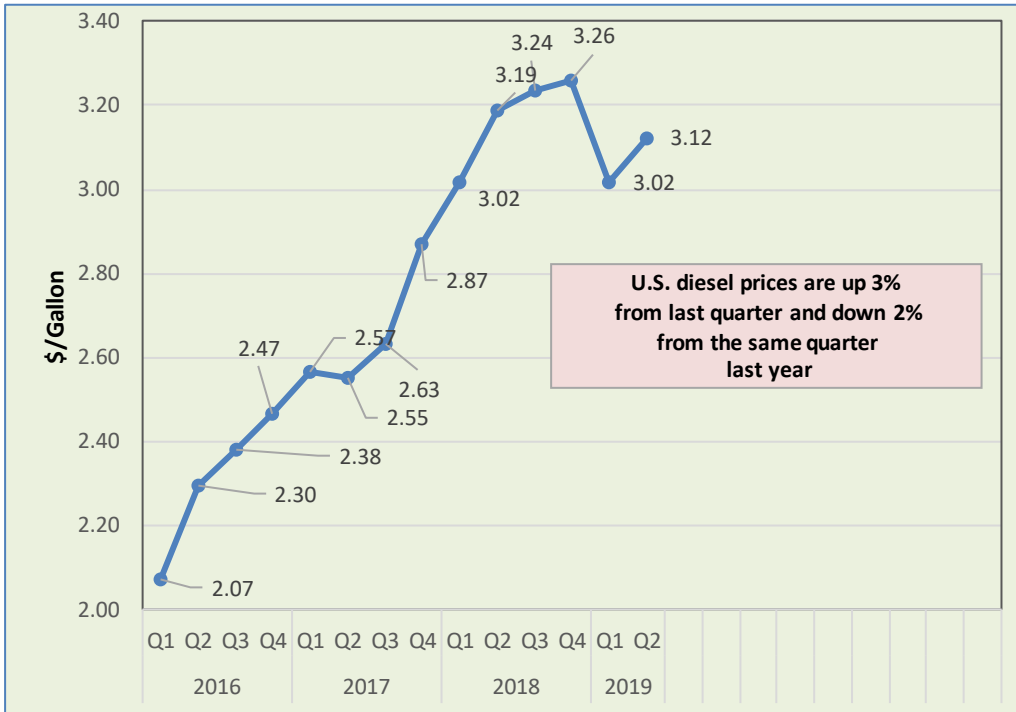
Figure 4: National Average Truck Rates by Trip Distance



U.S. Diesel Fuel Prices

The **diesel fuel price** provides a proxy for trends in U.S. truck rates. Diesel fuel is a significant expense for grain movements.

Figure 5: U.S. Average On-Highway Diesel Fuel Prices



Source: Energy Information Administration/U.S. Department of Energy

Table 5: 2nd Quarter 2019 Average Diesel Fuel Prices (All Types - \$/Gallon)

Location	Price	Change From	
		Last Quarter	Same Qtr Last Year
East Coast	3.15	0.07	-0.04
New England	3.21	0.02	-0.02
Central Atlantic	3.34	0.08	-0.01
Lower Atlantic	3.01	0.08	-0.07
Midwest	3.02	0.11	-0.10
Gulf Coast	2.88	0.06	-0.09
Rocky Mountain	3.12	0.19	-0.13
West Coast	3.70	0.22	0.02
California	4.03	0.27	0.14
U.S.	3.12	0.11	-0.07

Source: Energy Information Administration/U.S. Department of Energy

Ocean Rates

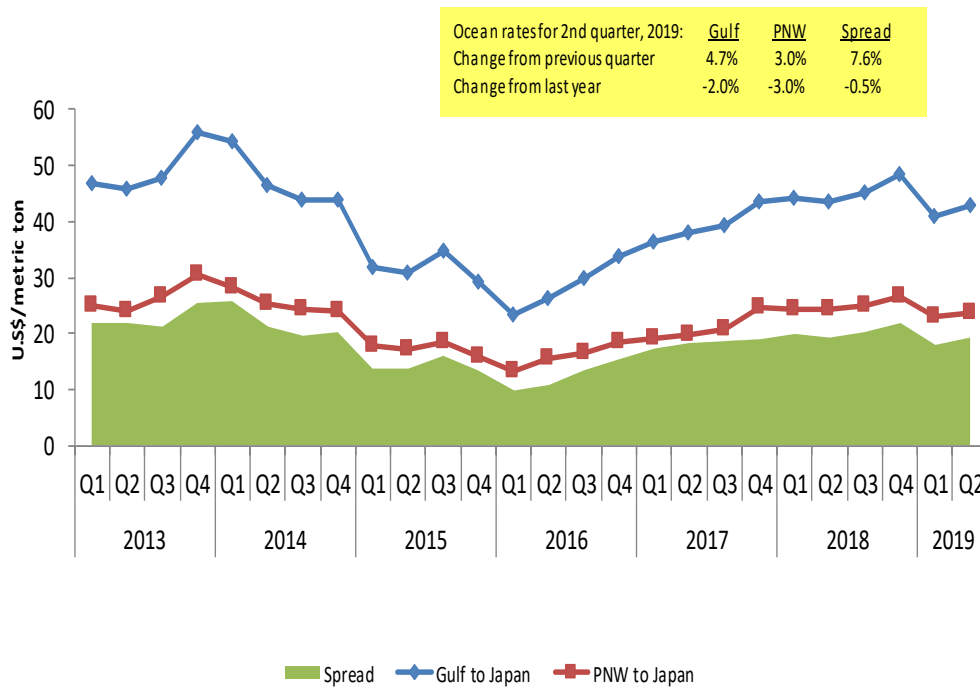
Table 6: Ocean Shipping Rates for Bulk Grain (\$/metric ton)

Gulf to										
Country	1st Qtr 2018	2nd Qtr 2018	3rd Qtr 2018	4th Qtr 2018	Average	1st Qtr 2019	2nd Qtr 2019	3rd Qtr 2019	4th Qtr 2019	Average
Japan	44.27	43.68	45.13	48.46	45.39	40.85	42.78			
Rotterdam	16.82	20.67	21.06	20.83	19.85	16.73	16.62			
China	43.41	42.69	44.05	47.52	44.42	39.61	42.20			
Mexico	13.97	14.07	14.68	15.63	14.59	13.89	14.01			
Colombia: Atlantic Port (East)	19.77	19.64	20.02	21.28	20.18	19.75	19.99			
Colombia: Pacific Ports (West)	28.01	28.15	28.64	29.95	28.69	29.38	29.10			

PNW to										
Country	1st Qtr 2018	2nd Qtr 2018	3rd Qtr 2018	4th Qtr 2018	Average	1st Qtr 2019	2nd Qtr 2019	3rd Qtr 2019	4th Qtr 2019	Average
Japan	24.25	24.37	24.97	26.69	25.07	22.98	23.56			
China	23.40	23.72	24.26	25.97	24.34	22.44	22.93			

Source: O'Neil Commodity Consulting

Figure 6: Grain Vessel Rates and Spread, U.S. to Japan



Source: O'Neil Commodity Consulting

Contact and Links

Surajudeen Olowolayemo Economist	Surajudeen.Olowolayemo@ams.usda.gov	202.720-0119
April Taylor Economist	April.Taylor@ams.usda.gov	202.295-7374
Brian McGregor Supervisory Agricultural Marketing Specialist	Brian.McGregor@ams.usda.gov	202.720.0035

Send relevant information to:

Subscription information Surajudeen.Olowolayemo@ams.usda.gov
for an electronic copy of this report

Related Websites

[Grain Transportation Report](#)

[Mexico Transport Cost Indicator Report](#)

[Brazil Soybean Transportation Indicator](#)

[Agricultural Refrigerated Truck Quarterly](#)

In accordance with Federal civil rights law and U.S. Department of Agriculture (USDA) civil rights regulations and policies, the USDA, its Agencies, offices, and employees, and institutions participating in or administering USDA programs are prohibited from discriminating based on race, color, national origin, religion, sex, gender identity (including gender expression), sexual orientation, disability, age, marital status, family/parental status, income derived from a public assistance program, political beliefs, or reprisal or retaliation for prior civil rights activity, in any program or activity conducted or funded by USDA (not all bases apply to all programs). Remedies and complaint filing deadlines vary by program or incident.

Persons with disabilities who require alternative means of communication for program information (e.g., Braille, large print, audiotape, American Sign Language, etc.) should contact the responsible Agency or USDA's TARGET Center at (202) 720-2600 (voice and TTY) or contact USDA through the Federal Relay Service at (800) 877-8339. Additionally, program information may be made available in languages other than English.

To file a program discrimination complaint, complete the USDA Program Discrimination Complaint Form, AD-3027, found online at [How to File a Program Discrimination Complaint](#) and at any USDA office or write a letter addressed to USDA and provide in the letter all of the information requested in the form. To request a copy of the complaint form, call (866) 632-9992. Submit your completed form or letter to USDA by: (1) mail: U.S. Department of Agriculture, Office of the Assistant Secretary for Civil Rights, 1400 Independence Avenue, SW, Washington, D.C. 20250-9410; (2) fax: (202) 690-7442; or (3) email: program.intake@usda.gov.

USDA is an equal opportunity provider, employer, and lender.