





United States Department of Agriculture

Livestock, Poultry, and Grain Market News
Livestock Price Reporting
August 25, 2017

Agricultural Marketing Service

Creating Opportunities for American Farmers and Businesses



Price Reporting

Taylor Cox, Field Chief
Livestock Mandatory Price Reporting (LMR)
Des Moines, Iowa

Jodie Pitcock, Assistant Field Chief
Voluntary Price Reporting
St. Joseph, Missouri



Mission & Objective

The primary mission of the Livestock, Poultry and Grain Market News Division (LPGMN) of the Livestock, Poultry and Seed Program (LPS) is to compile and disseminate information that will aid producers, consumers, and distributors in the sale and purchase of livestock, meat, grain, poultry, eggs and their related products nationally and internationally.



Agricultural Marketing Service

Creating Opportunities for American Farmers and Businesses

Function of Market News

- To Facilitate Marketing
 - Timely Market Reports
 - Common Descriptions
 - Grade Standards
 - Uniform reporting
- Provide Up to Date Market Information
 - Daily and Weekly Reports
 - Internet
 - Radio Broadcast



Agricultural Marketing Service

Creating Opportunities for American Farmers and Businesses

Users of Market Information

- Producers

- Farmers/Ranchers/Feedlots/Packers
- Egg Sheller/Bakers
- Retailers/Restaurants

- Speculators

- Brokers
- Traders



- Financial Institutions

- Banks (loan officers and appraisers)
- Lending Organizations

- Others

- Government Agencies
- Universities (Extension)
- Insurance Companies



Agricultural Marketing Service

Creating Opportunities for American Farmers and Businesses

Legal Authority for Market News Service

"The Shepherd Amendment" - Legislation enacted by Congress Aug. 11, 1916, authorized the Secretary of Agriculture "to gather from stockmen, livestock associations, State livestock and agricultural boards, common carriers, stockyards, commission firms, livestock exchanges, slaughtering and meat packing companies, and others information relative to the number of different classes and grades of marketable livestock, especially cattle, hogs, and sheep in the principal livestock feeding districts and growing sections; prices, receipts, and shipments of the different classes and grades of cattle, hogs, and sheep at livestock centers; prices of meats and meat food products, and the amounts of such products in storage, to compile and publish such information at such frequent intervals as most effectively to guide producers, consumers and distributors in the sale and purchase of livestock, meats, and other animal products, and to gather and publish any related information pertaining to marketing and distribution of livestock, meats, and animal byproducts."

"The Agricultural Marketing Act of 1946, under which marketing services activities were consolidated, contains this statement of duties concerning market news activities "... to collect and disseminate marketing information ..." and "... to collect, tabulate, and disseminate statistics on marketing agricultural products, including , but not restricted to statistics on marketing supplies, storage, stocks, quantity, quality, and condition of such products in various positions in the marketing channel, utilization of such products, and shipments and unloads thereof.

"Livestock Mandatory Reporting Act of 1999" - Legislation enacted by Congress on October 22, 1999, as an amendment to the Agricultural Marketing Act of 1946 provides for the Mandatory Program of reporting market information regarding the marketing of cattle, swine, lambs, and products of such livestock by certain livestock packers, livestock product processors, and importers.

Office Locations

Livestock Mandatory Reporting:

2 offices (St. Joseph, MO & Des Moines, IA)

3 commodities:

- Cattle and beef
- Swine and pork
- Lamb

Voluntary Price Reporting:

28 offices

Covering over 15 commodities:

- From eggs to cattle, bioenergy to feedstuffs

Livestock Mandatory Reporting Cattle & Beef

LMR Cattle

- Packers that slaughter 125,000 head per year are required to report
 - *based on 5-year slaughter average
- Currently 38 live cattle plants are covered
 - *includes fed cattle and cow plants
- LMR covers 92% of all fed cattle transactions; and 33% of all cow and bull transactions
 - *head counts tabulated annually through LMR divided by total slaughter provided by NASS and FSIS

LMR Beef

- Packers that slaughter 125,000 head per year are required to report
- Sales from Domestic packers only
- LMR covers over 90% of boxed beef volume
- First time sales only. Distributors, grinders, exporters, etc. who do not slaughter, do not submit LMR sales data
- Beef Offal/Variety meat sales are not covered
*covered through our voluntary reporting service

Important Notes

- Packers are required to submit all prices (and associated data) at the time the price is established
- Packers are required to submit base (purchase) and net (slaughter) data on cattle – beef prices are FOB the plant
- All data is reported as U.S. dollars per cwt

LMR Staff and Reports

- **Cattle:** 3 reporters handle 5,000-8,000 records per day
- Publish 29 to 53 cattle reports per day, in addition to weekly and monthly reports

Transaction Example:

Source...	Purchase Type...	Clas...	Selling...	Selling Basi...	Head...	Estimated Average...	Average Price (\$/c...	% Choice...	Classific...	Dressing...	Origin	Deli...	Pre...	Pre...	Pre...	P...	Dis...	Dis...	Dis...
Domestic	Formula Net	Steer	Dressed	Delivered	74	969.9	155.30	48.6	Select	61.6	Kansas	1-14		0.84	0.48		-4.32	-1.04	

- **Beef:** 3 reporters cover the fed cattle and cow source product reporting - handle an average of 15,000 records per day
- Publish 6 daily & 11 weekly beef reports

*LMR system imports on average 50,000-60,000 lines of transactional data daily

LMR Compliance Structure

LMR Compliance Program Manager



LMR Compliance Program Coordinator



5 LMR Compliance Auditors



Conduct Approximately 200 Audits Per Year

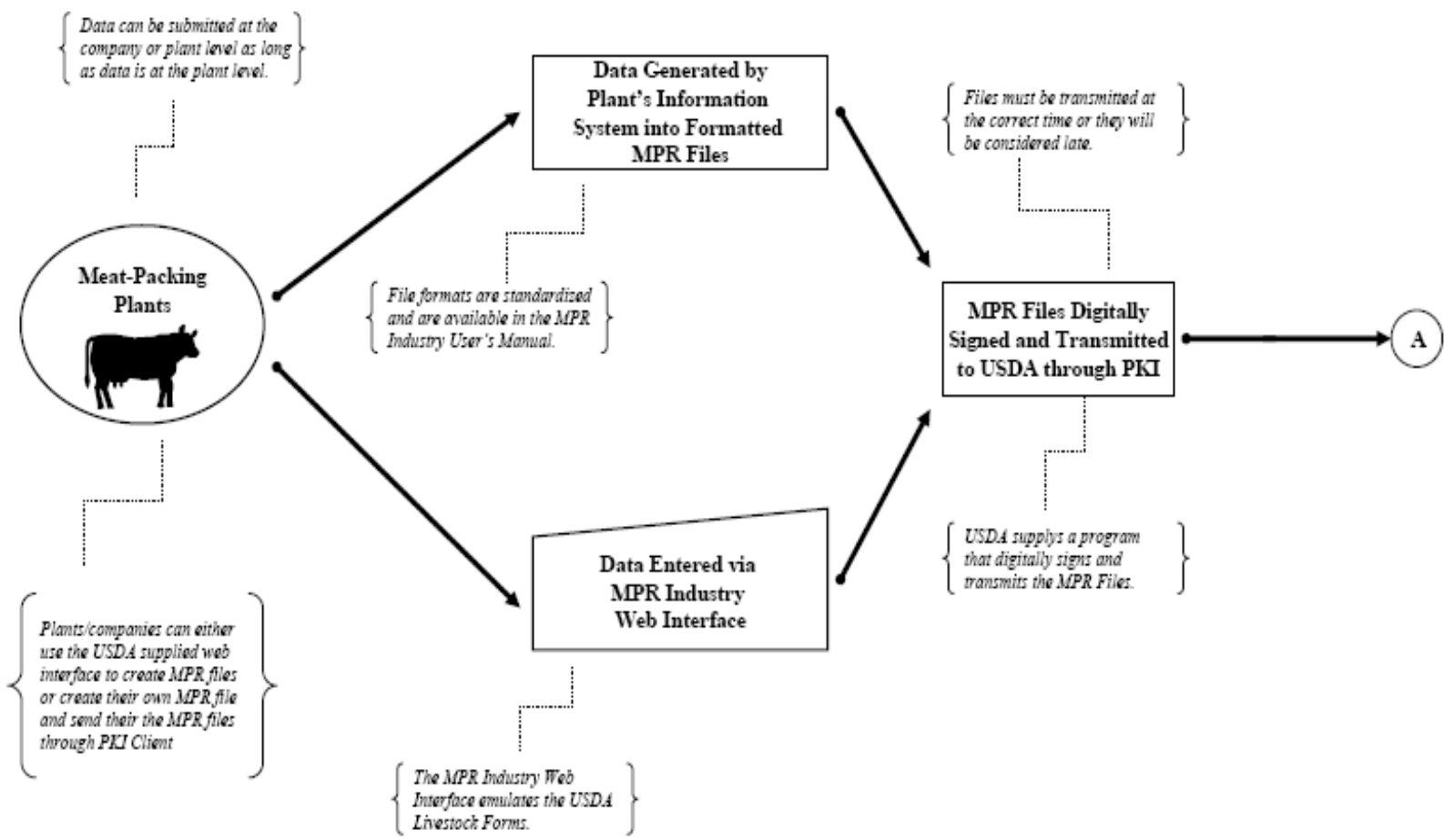
Compliance

- Minimum of two audits annually: a full day (slaughter) audit is conducted at least once per fiscal year – the other audit is a verification of each purchase type through random pulls
- During the audit, plants are required to provide documentation to the auditors proving purchase type
- Documentation includes, but is not limited to; buy sheets, grading or settlement sheets, scale tickets, kill line-ups, sales invoices, copies of checks, etc.

Audits

- Audit schedule is set up every six months
- In a six month period auditors review:
 - 38 cattle plants totaling 840 records
 - 43 swine plants totaling 935 records
 - 6 sheep plants totaling 186 records

Industry Data Transfer Module



Purchase Types

- Negotiated Cash:** Cash or spot market purchase where the price is determined through buyer-seller interaction. The price is known, and reported, at the time the deal is struck and delivery may be up to 30 days.

*currently the reg. breaks negt. del. periods for cattle into 0-14/15-30 day del. windows – shown on the report 0-30 day period

	Head Count	LIVE FOB BASIS - Beef Breeds Weight Range	Price Range	Avg Weight	Avg Price
STEERS					
Over 80% Choice	806	1,330-1,455	109.00-109.00	1,419	109.00
65 - 80% Choice	751	1,350-1,433	108.00-110.00	1,384	108.74
35 - 65% Choice	-	-	-	-	-
0 - 35% Choice	-	-	-	-	-
Total all grades	1,557	1,330-1,455	108.00-110.00	1,402	108.87
HEIFERS					
Over 80% Choice	485	1,175-1,355	106.00-110.00	1,314	108.89
65 - 80% Choice	-	-	-	-	-
35 - 65% Choice	-	-	-	-	-
0 - 35% Choice	-	-	-	-	-
Total all grades	485	1,175-1,355	106.00-110.00	1,314	108.89

Reporting Forms and Reports

- **Live Cattle Daily Report – Current Established Prices [Form LPS-113]** Required to submit at 10AM and 2PM all transactions that have been priced since the last reporting period for steers and heifers (fed cattle only).
- Examples of reports derived from the LPS-113:
National Weekly Formula, Contract, Grid - [LM_CT151](#)
5 Area Weekly Negotiated Cash - [LM_CT150](#)

Meat Packers' Users Guide Link:

<https://mpr.ams.usda.gov/mpr/manuals/help/section1.htm?sellItem=introduction&product=livestock>



UNITED STATES DEPARTMENT OF AGRICULTURE
AGRICULTURAL MARKETING SERVICE

LIVE CATTLE DAILY REPORT
(Current Established Prices)

1. IDENTIFICATION NUMBER	PURCHASE TYPE CODE	CLASS CODE	CLASSIFICATION CODE			
2. COMPANY NAME	1 = NEGOTIATED CASH 2 = FORMULA NET 3 = FORWARD CONTRACT NET 4 = NEGOTIATED GRID NET 5 = FORMULA BASE 6 = FORWARD CONTRACT BASE 7 = NEGOTIATED GRID BASE	1 = MIXED STEER/HEIFER 2 = STEER 3 = HEIFER 4 = DAIRYBRED STR/HFR 5 = MIXED STR/HFR/COW	1 = PRIME 2 = CHOICE 3 = SELECT 4 = STANDARD			
3. PLANT STREET ADDRESS	<p>NOTE: According to the Paperwork Reduction Act of 1995, an agency may not conduct or sponsor, and a person is not required to respond to a collection of information unless it displays a valid OMB control number. The valid OMB control number for this information collection is 0581-0186. The time required to complete this information collection is estimated to average 10 minutes per response, including the time for reviewing instructions, searching existing data sources, gathering and maintaining the data needed, and completing and reviewing the collection of information.</p> <p>USDA's Nondiscrimination Statement: In accordance with Federal civil rights law and U.S. Department of Agriculture (USDA) civil rights regulations and policies, the USDA, its Agencies, offices, and employees, and institutions participating in or administering USDA programs are prohibited from discriminating based on race, color, national origin, religion, sex, gender identity (including gender expression), sexual orientation, disability, age, marital status, family/parental status, income derived from a public assistance program, political beliefs, or reprisal or retaliation for prior civil rights activity, in any program or activity conducted or funded by USDA (not all bases apply to all programs). Remedies and complaint filing deadlines vary by program or incident. Persons with disabilities who require alternative means of communication for program information (e.g., Braille, large print, audiotape, American Sign Language, etc.) should contact the responsible Agency or USDA's TARGET Center at (202) 720-2800 (voice and TTY) or contact USDA through the Federal Relay Service at (800) 877-8339. Additionally, program information may be made available in languages other than English. To file a program discrimination complaint, complete the USDA Program Discrimination Complaint Form, AD-3027, found online at http://www.ascr.usda.gov/complaint_filing_cust.html and at any USDA office or write a letter addressed to USDA and provide in the letter all of the information requested in the form. To request a copy of the complaint form, call (866) 632-9992. Submit your completed form or letter to USDA by: Mail: U.S. Department of Agriculture Office of the Assistant Secretary for Civil Rights 1400 Independence Avenue, SW Washington, D.C. 20250-9410; Fax: (202) 690-7442; or email: program.intake@usda.gov. USDA is an equal opportunity provider, employer, and lender.</p>					
4. PLANT CITY						
5. PLANT STATE						
6. PLANT ZIP CODE						
7. CONTACT NAME						
8. PHONE NUMBER (include area code)						
9. REPORTING DATE (mm/dd/yyyy)						
10. REPORTING TIME (1 = 10:00 a.m.; 2 = 2:00 p.m.)						
11. LOT IDENTIFICATION				23a. PREMIUM PAID - WEIGHT (\$/cwt.)		
12. SOURCE (1 = Domestic; 2 = Imported)				23b. PREMIUM PAID - QUALITY (\$/cwt.)		
13. PURCHASE TYPE CODE	23c. PREMIUM PAID - YIELD (\$/cwt.)					
14. CLASS CODE	23d. DISCOUNT PAID - WEIGHT (\$/cwt.)					
15a. SELLING BASIS (1 = Live; 2 = Dressed)	23e. DISCOUNT PAID - QUALITY (\$/cwt.)					
15b. SELLING BASIS - Shipment (1 = FOB; 2 = Delivered)	23f. DISCOUNT PAID - YIELD (\$/cwt.)					
16. HEAD COUNT	23g. PREMIUM PAID - OTHER (\$/cwt.)					
17. ESTIMATED AVERAGE WEIGHT (pounds)	23h. DISCOUNT PAID - OTHER (\$/cwt.)					
18. AVERAGE PRICE (\$/cwt)	24a. PACKER FINANCING (1 = yes; 2 = no)					
19. % CHOICE OR BETTER	24b. DELIVERY LOCATION (1 = producer; 2 = packer)					
20. CLASSIFICATION CODE	24c. DELIVERY DATE (1 = producer, 2 = packer)					
21. DRESSING PERCENTAGE	24d. DELIVERED (1 = 1-14, 2 = 15-30)					
22. ORIGIN (2-Letter State postal abbr.)						

Source...	Purchase Type...	Clas...	Selling...	Selling Basi...	Head...	Estimated Average...	Average Price (\$/c...	% Choice...	Classific...	Dressing...	Origin	Deli...	Pre...	Pre...	Pre...	P...	Dis...	Dis...	Dis...
Imported	Negotiated Grid...	Steer	Dressed	Delivered	33	922.1	139.78	81.8	Choice	62.3	Canada	1-14		0.68	0.72		-0.50	-11.00	-4.10
Imported	Negotiated Grid...	Steer	Dressed	Delivered	26	809.5	141.89	50.0	Choice	62.5	Canada	1-14		0.53	0.93			-14.00	
Domestic	Formula Net	Steer	Dressed	Delivered	84	1,050.5	144.82	98.8	Choice	63.8	Utah	1-14		1.04			-16.00		-0.77
Imported	Negotiated Grid...	Steer	Dressed	Delivered	33	875.8	148.15	93.9	Choice	63.2	Canada	1-14		0.56	0.31		-0.52	-0.60	-6.60
Domestic	Negotiated Grid...	Steer	Dressed	FOB	14	796.1	150.73	92.8	Choice	60.1	Pennsylv...	1-14		3.05	0.29			-3.12	-6.31
Domestic	Negotiated Grid...	Steer	Dressed	Delivered	35	985.3	151.34	82.8	Choice	63.8	Iowa	1-14							
Domestic	Negotiated Grid...	Steer	Dressed	Delivered	34	990.5	152.30	91.1	Choice	64.0	Iowa	1-14							
Domestic	Negotiated Grid...	Steer	Dressed	Delivered	38	927.1	153.47	94.7	Choice	63.4	Iowa	1-14							-0.50
Domestic	Negotiated Grid...	Steer	Dressed	Delivered	34	971.7	153.69	94.1	Choice	64.0	Iowa	1-14							-0.31
Domestic	Negotiated Grid...	Steer	Dressed	Delivered	97	944.8	154.00	75.0	Choice	64.5	Nebraska	1-14							
Domestic	Negotiated Grid...	Steer	Dressed	Delivered	35	1,016.1	154.00	97.1	Choice	63.4	Iowa	1-14							
Domestic	Negotiated Grid...	Steer	Dressed	Delivered	166	953.5	154.00	65.0	Choice	62.2	Nebraska	1-14							
Domestic	Formula Net	Steer	Dressed	Delivered	150	860.2	154.12	87.3	Choice	61.5	Colorado	1-14		1.61			-0.77		
Domestic	Negotiated Grid...	Steer	Dressed	FOB	12	710.7	154.51	91.6	Choice	59.4	Pennsylv...	1-14		5.91				-3.95	-3.30
Domestic	Formula Net	Steer	Dressed	Delivered	111	986.5	154.84	91.8	Choice	64.4	Idaho	1-14		2.62			-3.25		-3.89
Domestic	Formula Net	Steer	Dressed	Delivered	291	959.3	154.88	59.4	Choice	63.3	Oklahoma	1-14		0.83			-2.97		-1.25
Domestic	Formula Net	Steer	Dressed	Delivered	110	840.6	154.96	46.3	Select	63.5	Idaho	1-14		0.50				-4.90	
Domestic	Negotiated Grid...	Steer	Dressed	FOB	36	839.5	155.19	100.0	Choice	61.3	Pennsylv...	1-14		1.87					-6.24
Domestic	Formula Net	Steer	Dressed	Delivered	169	804.9	155.26	39.6	Select	61.1	Idaho	1-14		0.15			-0.09	-4.16	
Domestic	Formula Net	Steer	Dressed	Delivered	74	969.9	155.30	48.6	Select	61.6	Kansas	1-14		0.84	0.48		-4.32	-1.04	
Imported	Negotiated Grid...	Steer	Dressed	Delivered	77	915.1	155.35	89.6	Choice	62.6	Canada	1-14		0.65	0.90		-0.76	-2.17	-1.16
Domestic	Negotiated Grid...	Steer	Dressed	Delivered	39	867.4	155.62	69.2	Choice	62.9	Pennsylv...	1-14		0.60	0.26			-4.95	-3.09
Domestic	Negotiated Grid...	Steer	Dressed	Delivered	39	874.8	155.85	92.3	Choice	61.3	Pennsylv...	1-14		2.54	0.35		-0.44	-2.24	-3.72
Domestic	Negotiated Cash	Steer	Dressed	FOB	35	819.0	156.00	80.0	Choice	63.0	Illinois	1-14							
Domestic	Formula Net	Steer	Dressed	Delivered	238	896.8	156.02	36.1	Select	64.6	Texas	1-14			0.62		-0.14	-3.38	
Domestic	Formula Net	Steer	Dressed	Delivered	74	967.3	156.25	87.8	Choice	63.9	Idaho	1-14		2.26			-2.72		-2.66
Domestic	Negotiated Grid...	Steer	Dressed	Delivered	74	984.7	156.30	93.2	Choice	63.3	South Da...	1-14							
Domestic	Negotiated Grid...	Steer	Dressed	Delivered	300	1,055.1	156.72	98.0	Choice	63.2	Iowa	1-14							-0.28
Domestic	Formula Net	Steer	Dressed	Delivered	68	941.4	156.95	95.5	Choice	62.6	Idaho	1-14		3.17			-1.27	-0.83	-3.48

Reporter Data Review

- Reporters review submitted files prior to release deadlines
- Reporters analyze data on a line item basis
- Receive sales documentation to support verbal confirmation
- Use checklists to ensure all plants have reported
- Reporters look for any invalid records, contact plant, and correct data
- Reporters identify data outliers and call the plant to inquire about lots in question before generating reports

Agricultural Marketing Service

LM_CT114

St Joseph, MO

Thu Aug 17, 2017

USDA Market News Service

NATIONAL DAILY DIRECT SLAUGHTER CATTLE - NEGOTIATED PURCHASES - Afternoon

Trade so far today

Domestic source only. Live sales based on net weights FOB the feedlot after a 3-4% shrink. Dressed sales based on hot carcass weights delivered to the plant.

NEGOTIATED CASH:

Confirmed:	56,834	Week ago:	4,813	Year ago:	57,547
Week to Date:	80,914	Week ago:	118,476	Year ago:	78,617

NEGOTIATED GRID BASE:

Confirmed:	4,477	Week ago:	1,153	Year ago:	3,368
Week to Date:	15,492	Week ago:	15,404	Year ago:	11,068

NEGOTIATED CASH SALES

(Includes all transactions regardless of delivery day)

	Head Count	Wtd Avg Dress Pct	Avg Wt Range	Wtd Avg Weight	Price Range	Wtd Avg Price
STEER - LIVE - FOB						
Over 80% Choice	16,344	63.4	1,225-1,538	1,461.8	108.00-114.00	109.44
65 - 80% Choice	7,872	63.3	1,150-1,521	1,400.7	109.00-110.50	109.91
35 - 65% Choice	994	63.1	1,250-1,544	1,366.2	109.00-110.00	109.82
0 - 35% Choice			-		-	
Total all grades	25,210	63.4	1,150-1,544	1,439.0	108.00-114.00	109.60
STEER - DRESSED - DELIVERED						
Over 80% Choice	6,152	63.3	824-946	906.1	173.00-175.00	174.83
65 - 80% Choice	3,722	63.3	832-967	897.3	173.00-176.00	174.51
35 - 65% Choice	158	63.0	866-866	866.0	175.00-175.00	175.00
0 - 35% Choice			-		-	
Total all grades	10,032	63.3	824-967	902.2	173.00-176.00	174.71

UNTERED LIVE FOB

Purchase Types (cont'd)

- Formula:** The advance commitment of cattle for slaughter by any means other than negotiated, negotiated grid, or forward contract. Formulas use a method of calculating price in which the price may often not be known until a future date.

FORMULA NET - DRESSED BASIS

	Head Count	Wtd Avg Dress Pct	Weight Range	Avg Wt	Price Range	Avg Net Price
STEER						
Over 80% Choice	13,102	63.8	752-999	897	176.25-212.90	184.21
65 - 80% Choice	4,994	64.3	746-951	890	179.41-185.00	182.03
35 - 65% Choice	556	64.7	867-942	901	177.93-182.50	180.54
0 - 35% Choice			-		-	
HEIFER						
Over 80% Choice	11,853	64.2	693-919	806	176.76-200.10	185.29
65 - 80% Choice	6,481	64.9	719-878	815	175.65-185.97	183.65
35 - 65% Choice	289	64.7	713-828	790	180.73-183.24	181.99

Purchase Types (cont'd)

Forward Contract: An agreement for the purchase of cattle, executed in advance of slaughter, under which the base price is established by reference to prices quoted on the Chicago Mercantile Exchange.

			FORWARD CONTRACT NET:		Dressed Basis			
			Head	Weight	Avg	Wtd Avg	Price	Avg
			Count	Range	Wt	Dress Pct	Range	Price
STEER								
Over 80% Choice			9,012	791-1,053	933	64.0	150.32-198.26	176.27
65 - 80% Choice			3,968	777-979	896	64.3	149.16-201.82	177.86
35 - 65% Choice			1,436	768-925	865	63.7	154.64-179.02	168.69

			FORWARD CONTRACT NET:		Live Basis			
			Head	Weight	Avg	Wtd Avg	Price	Avg
			Count	Range	Wt	Dress Pct	Range	Price
STEER								
Over 80% Choice			2,799	1,272-1,593	1,437	63.5	93.50-124.83	107.87
65 - 80% Choice			377	1,303-1,503	1,465	63.3	98.45-123.77	106.68

Purchase Types (cont'd)

Negotiated Grid: The base price is negotiated between buyer and seller and is known at the time the deal is struck and delivery is usually expected within 14 days. However, the final net price will be determined by applying a series of premiums and discounts after slaughter based on carcass performance. The base is reported when established. The net is reported after slaughter and grading occurs.

	NEGOTIATED	GRID NET:	Dressed Basis		Price	Avg
	Head	Weight	Avg	Wtd Avg	Range	Price
	Count	Range	Wt	Dress Pct		
STEER						
Over 80% Choice	3,076	717-1,019	915	64.1	167.12-195.40	186.94
65 - 80% Choice	1,671	659-1,031	868	64.6	180.99-188.59	187.11
35 - 65% Choice	837	700-918	862	63.3	177.48-190.69	182.78
0 - 35% Choice	279	838-923	890	65.5	177.03-188.60	184.12
Total all grades	5,863	659-1,031	893	64.2	167.12-195.40	186.26

Purchase Types (cont'd)

Packer-Owned: Cattle that a packer owns for at least 14 days immediately before slaughter. These are reported on the weekly LPS-115B only.

A: PACKER OWNED SLAUGHTER

Domestic:

Head Count	Carcass Wt Range	Wtd Avg Carcass	Avg Dressing%	Avg % Choice or Better	Avg % YG 1,2,3
20,199	718-985	880	64.3	78.9	86.2

Imported:

Head Count	Carcass Wt Range	Wtd Avg Carcass	Avg Dressing%	Avg % Choice or Better	Avg % YG 1,2,3
	-				

Reporting Forms and Reports

Live Cattle Daily Report – Committed and Delivered Cattle [Form LPS-114] Required to submit at 10AM and 2PM central all transactions since the last reporting period regarding committed and delivered volume for steers and heifers (fed cattle only).

- Example of a report derived from the LPS-114:
Daily Committed and Delivered - [LM CT106](#)

NATIONAL WEEKLY SLAUGHTER CATTLE - COMMITTED AND DELIVERED CATTLE
for week ending Sunday, 08/20/2017

	Confirmed	Week Ago	Year Ago
Total Delivered	436,490	446,231	427,653
Total Committed	431,932	483,142	417,506

DELIVERED TO PLANTS DOMESTIC



UNITED STATES DEPARTMENT OF AGRICULTURE
AGRICULTURAL MARKETING SERVICE

LIVE CATTLE DAILY REPORT
(Committed and Delivered Cattle)

1. IDENTIFICATION NUMBER		PURCHASE TYPE CODE 1 = NEGOTIATED 2 = FORMULA NET 3 = FORWARD CONTRACT NET 4 = NEGOTIATED GRID NET 5 = FORMULA BASE 6 = FORWARD CONTRACT BASE 7 = NEGOTIATED GRID BASE	CLASS CODE 1 = MIXED STEER/HEIFER 2 = STEER 3 = HEIFER 4 = DAIRYBRED STEER/HEIFER 5 = MIXED STR/HFR/COW
2. COMPANY NAME			
3. PLANT STREET ADDRESS			
4. PLANT CITY			
5. PLANT STATE		<p>NOTE: According to the Paperwork Reduction Act of 1995, an agency may not conduct or sponsor, and a person is not required to respond to a collection of information unless it displays a valid OMB control number. The valid OMB control number for this information collection is 0581-0186. The time required to complete this information collection is estimated to average 10 minutes per response, including the time for reviewing instructions, searching existing data sources, gathering and maintaining the data needed, and completing and reviewing the collection of information.</p> <p>USDA's Nondiscrimination Statement: In accordance with Federal civil rights law and U.S. Department of Agriculture (USDA) civil rights regulations and policies, the USDA, its Agencies, offices, and employees, and institutions participating in or administering USDA programs are prohibited from discriminating based on race, color, national origin, religion, sex, gender identity (including gender expression), sexual orientation, disability, age, marital status, family/parental status, income derived from a public assistance program, political beliefs, or reprisal or retaliation for prior civil rights activity, in any program or activity conducted or funded by USDA (not all bases apply to all programs). Remedies and complaint filing deadlines vary by program or incident. Persons with disabilities who require alternative means of communication for program information (e.g., Braille, large print, audiotape, American Sign Language, etc.) should contact the responsible Agency or USDA's TARGET Center at (202) 720-2600 (voice and TTY) or contact USDA through the Federal Relay Service at (800) 877-8339. Additionally, program information may be made available in languages other than English. To file a program discrimination complaint, complete the USDA Program Discrimination Complaint Form, AD-3027, found online at http://www.ascr.usda.gov/complaint_filing_cust.html and at any USDA office or write a letter addressed to USDA and provide in the letter all of the information requested in the form. To request a copy of the complaint form, call (866) 632-9992. Submit your completed form or letter to USDA by: Mail: U.S. Department of Agriculture Office of the Assistant Secretary for Civil Rights 1400 Independence Avenue, SW Washington, D.C. 20250-9410; Fax: (202) 690-7442; or email: program.intake@usda.gov. USDA is an equal opportunity provider, employer, and lender.</p>	
6. PLANT ZIP CODE			
7. CONTACT NAME			
8. PHONE NUMBER (include area code)			
9. REPORTING DATE (mm/dd/yyyy)			
10. REPORTING TIME (1 = 10:00 a.m.; 2 = 2:00 p.m.)			
11. LOT IDENTIFICATION			
12. PURCHASING BASIS (1 = Delivered; 2 = Committed)			
13. SOURCE (1 = Domestic; 2 = Imported)			
14. PURCHASE TYPE CODE			
15. CLASS CODE		19a. PACKER FINANCING (1 = yes; 2 = no)	
16. SELLING BASIS (1 = Live; 2 = Dressed)		19b. DELIVERY LOCATION (1 = producer; 2 = packer)	
17. HEAD COUNT		19c. DELIVERY DATE (1 = producer; 2 = packer)	
18. ORIGIN (2-Letter State postal abbr.)		19d. DELIVERED (1 = Less than 7; 2 = greater than 7 less than 14)	

Reporting Forms and Reports

- **Live Cattle Weekly Report – Slaughter, Packer Owned, Forward Contract** (Due at 9AM Monday for fed cattle only)

[Form LPS-115A] Used to report head count totals of Imported and Domestic Formula, Forward Contract, Negotiated Cash, and Negotiated Grid cattle killed in the prior week.

[Form LPS-115B] Used to report packer-owned steers and heifers slaughtered in the previous week.

[Form LPS-115C] Used to report new signings of forward contract steers and heifers when the contract is established.

➤ Report Derived from LPS115: [LM_CT153](#)

Agricultural Marketing Service **LPS-115**



UNITED STATES DEPARTMENT OF AGRICULTURE
AGRICULTURAL MARKETING SERVICE

LIVE CATTLE WEEKLY REPORT (Forward Contract and Packer-Owned)

1. IDENTIFICATION NUMBER		<p>NOTE: According to the Paperwork Reduction Act of 1995, an agency may not conduct or sponsor, and a person is not required to respond to a collection of information unless it displays a valid OMB control number. The valid OMB control number for this information collection is 0581-0188. The time required to complete this information collection is estimated to average 15 minutes per response, including the time for reviewing instructions, searching existing data sources, gathering and maintaining the data needed, and completing and reviewing the collection of information.</p> <p>USDA's Nondiscrimination Statement: In accordance with Federal civil rights law and U.S. Department of Agriculture (USDA) civil rights regulations and policies, the USDA, its Agencies, offices, and employees, and institutions participating in or administering USDA programs are prohibited from discriminating based on race, color, national origin, religion, sex, gender identity (including gender expression), sexual orientation, disability, age, marital status, family/parental status, income derived from a public assistance program, political beliefs, or reprisal or retaliation for prior civil rights activity, in any program or activity conducted or funded by USDA (not all bases apply to all programs). Remedies and complaint filing deadlines vary by program or incident. Persons with disabilities who require alternative means of communication for program information (e.g., Braille, large print, audiotape, American Sign Language, etc.) should contact the responsible Agency or USDA's TARGET Center at (202) 720-2600 (voice and TTY) or contact USDA through the Federal Relay Service at (800) 877-8339. Additionally, program information may be made available in languages other than English. To file a program discrimination complaint, complete the USDA Program Discrimination Complaint Form, AD-3027, found online at http://www.ascr.usda.gov/complaint_filing_cust.html and at any USDA office or write a letter addressed to USDA and provide in the letter all of the information requested in the form. To request a copy of the complaint form, call (866) 632-9992. Submit your completed form or letter to USDA by: Mail: U.S. Department of Agriculture Office of the Assistant Secretary for Civil Rights 1400 Independence Avenue, SW Washington, D.C. 20250-9410; Fax: (202) 690-7442; or email: program.intake@usda.gov. USDA is an equal opportunity provider, employer, and lender.</p>
2. COMPANY NAME		
3. PLANT STREET ADDRESS		
4. PLANT CITY		
5. PLANT STATE		
6. PLANT ZIP CODE		
7. CONTACT NAME		
8. PHONE NUMBER (include area code)		
9. REPORTING DATE (mm/dd/yyyy)		
10. REPORTING TIME (1 = 10:00 a.m.; 2 = 2:00 p.m.)	(NOT APPLICABLE)	
SLAUGHTERED PACKER-OWNED CATTLE		
11. LOT IDENTIFICATION		
12. SOURCE (1 = Domestic; 2 = Imported)		
13. HEAD COUNT		
14. ACTUAL AVERAGE CARCASS WEIGHT		
15. AVERAGE DRESSING PERCENTAGE		
16. % YIELD GRADE 3 OR BETTER		
17. % QUALITY GRADE CHOICE OR BETTER		
PRIOR WEEK SLAUGHTERED CATTLE HEAD COUNTS (Data in this block to be entered once per weekly submission.)		FORWARD CONTRACT PURCHASED CATTLE
18. DOMESTIC, FORMULA ARRANGEMENT	Head Count	26. LOT IDENTIFICATION
19. IMPORTED, FORMULA ARRANGEMENT	Head Count	27. HEAD COUNT
20. DOMESTIC, NEGOTIATED	Head Count	28. BASIS LEVEL (\$/cwt.)
21. IMPORTED, NEGOTIATED	Head Count	29. DELIVERY MONTH (abbreviated)
22. DOMESTIC, NEGOTIATED GRID	Head Count	30. DELIVERY YEAR (yyyy)
23. IMPORTED, NEGOTIATED GRID	Head Count	31. BASIS LEVEL MONTH (abbreviated)
24. DOMESTIC, FORWARD CONTRACT	Head Count	
25. IMPORTED, FORWARD CONTRACT	Head Count	

Agricultural Marketing Service LPS-115A, LPS-115B

Domestic, Formula...	Imported, Formu...	Domestic, Negotiat...	Imported, N...	Domestic, Negotiated Gri...	Imported, N...	Domestic, For...	Imported, Forw...
31048	0	0	0	0	0	2086	0
23823	0	1802	0	3137	0	4279	0
20750	0	0	0	29	0	1036	0
20087	0	4441	0	0	0	465	0
18924	0	8087	0	123	0	347	0
17226	0	294	0	740	0	2628	0
15714	0	3571	0	0	0	4455	0
14554	0	5696	0	1047	0	9554	0
12905	0	0	0	0	0	580	0
10729	0	16634	0	254	0	285	0
10360	0	3805	0	134	0	3713	0
8699	0	15860	0	1219	0	1153	0

Lot Identification...	Source	Head Count...	Actual Average Carcass Weight...	Average Dressing Percenta...	% Yield Grade...	% Quality Grade Choice or...
11610140000001411...	Domestic	460	917.2	64.8	87.3	66.1
485057	Domestic	368	931.2	62.2	83.4	68.2
201629306	Domestic	342	801.1	65.5	99.4	41.8
11610190000001927...	Domestic	336	955.3	64.7	82.2	66.8
201629207	Domestic	300	798.6	64.5	99.7	34.2
201629303	Domestic	298	854.6	65.3	98.0	39.6
11610170000001702...	Domestic	298	997.7	64.5	72.2	69.0
201629108	Domestic	297	824.8	64.9	91.2	84.3
201629103	Domestic	296	844.0	64.7	95.9	73.3
11610170000001701...	Domestic	292	835.3	64.2	86.0	71.2
11610190000001928...	Domestic	288	949.2	65.1	86.8	58.6
11610150000001505...	Domestic	285	954.3	64.7	74.9	81.5

Agricultural Marketing Service LPS-115C

Lot Identification	Head Count	Basis Level (\$/...	Delivery Month	Delivery Year (yyyy)	Basis Level Month
31026	630	4.00	May	2017	Jun
31034	600	4.00	May	2017	Jun
30586	103	4.00	May	2017	Jun
30587	135	4.00	May	2017	Jun
25398	80	3.50	May	2017	Jun
28839	33	3.50	May	2017	Jun
31412	146	2.50	Mar	2017	Apr
31413	577	2.50	Apr	2017	Apr
31439	379	2.50	Apr	2017	Apr
27324	170	2.00	Nov	2016	Dec
31027	110	2.00	Jun	2017	Jun
30203	230	2.00	Feb	2017	Feb
30250	256	2.00	Jan	2017	Feb
30251	222	2.00	Jan	2017	Feb
30252	232	2.00	Feb	2017	Feb
30253	134	2.00	Feb	2017	Feb
30254	186	2.00	Feb	2017	Feb
30255	128	2.00	Feb	2017	Feb
30256	132	2.00	Jan	2017	Feb
30257	160	2.00	Feb	2017	Feb
30258	200	2.00	Jan	2017	Feb
30259	240	2.00	Jan	2017	Feb
30261	57	2.00	Jan	2017	Feb
30260	130	2.00	Jan	2017	Feb
30263	207	2.00	Jan	2017	Feb
30262	131	2.00	Jan	2017	Feb
31023	630	2.00	Jan	2017	Feb
30345	211	2.00	Jan	2017	Feb
30346	223	2.00	Jan	2017	Feb
30365	160	2.00	Feb	2017	Feb
30364	232	2.00	Jan	2017	Feb

Reporting Forms and Reports

- **Cattle Premiums and Discounts Weekly Report [Form LPS-117]** This submission is due once a week on Monday morning at 9:00AM Central. Packers are required to submit their estimated premiums and discounts for fed cattle on this form for the upcoming week.
- Example of a report derived from the LPS-117:
Weekly 5-Area Premiums and Discounts - [LM_CT169](#)

Agricultural Marketing Service LPS-117



UNITED STATES DEPARTMENT OF AGRICULTURE
AGRICULTURAL MARKETING SERVICE

CATTLE PREMIUMS AND DISCOUNTS WEEKLY REPORT

1. IDENTIFICATION NUMBER		<p>NOTE: According to the Paperwork Reduction Act of 1995, an agency may not conduct or sponsor, and a person is not required to respond to a collection of information unless it displays a valid OMB control number. The valid OMB control number for this information collection is 0581-0186. The time required to complete this information collection is estimated to average 5 minutes per response, including the time for reviewing instructions, searching existing data sources, gathering and maintaining the data needed, and completing and reviewing the collection of information.</p> <p>USDA's Nondiscrimination Statement: In accordance with Federal civil rights law and U.S. Department of Agriculture (USDA) civil rights regulations and policies, the USDA, its Agencies, offices, and employees, and institutions participating in or administering USDA programs are prohibited from discriminating based on race, color, national origin, religion, sex, gender identity (including gender expression), sexual orientation, disability, age, marital status, family/parental status, income derived from a public assistance program, political beliefs, or reprisal or retaliation for prior civil rights activity, in any program or activity conducted or funded by USDA (not all bases apply to all programs). Remedies and complaint filing deadlines vary by program or incident. Persons with disabilities who require alternative means of communication for program information (e.g., Braille, large print, audiotape, American Sign Language, etc.) should contact the responsible Agency or USDA's TARGET Center at (202) 720-2600 (voice and TTY) or contact USDA through the Federal Relay Service at (800) 877-8339. Additionally, program information may be made available in languages other than English. To file a program discrimination complaint, complete the USDA Program Discrimination Complaint Form, AD-3027, found online at http://www.ascr.usda.gov/complaint_filing_cust.html and at any USDA office or write a letter addressed to USDA and provide in the letter all of the information requested in the form. To request a copy of the complaint form, call (866) 632-9992. Submit your completed form or letter to USDA by: Mail: U.S. Department of Agriculture Office of the Assistant Secretary for Civil Rights 1400 Independence Avenue, SW Washington, D.C. 20250-9410; Fax: (202) 690-7442; or email: program.intake@usda.gov. USDA is an equal opportunity provider, employer, and lender.</p>
2. COMPANY NAME		
3. PLANT STREET ADDRESS		
4. PLANT CITY		
5. PLANT STATE		
6. PLANT ZIP CODE		
7. CONTACT NAME		
8. PHONE NUMBER (include area code)		
9. REPORTING DATE (mm/dd/yyyy)		
10. REPORTING TIME (1 = 10:00 a.m.; 2 = 2:00 p.m.)	(NOT APPLICABLE)	
11. PREMIUM/DISCOUNT - Prime		27. PREMIUM/DISCOUNT - 400-500 lbs. Carcass
12. PREMIUM/DISCOUNT - Choice		28. PREMIUM/DISCOUNT - 500-550 lbs. Carcass
13. PREMIUM/DISCOUNT - Select		29. PREMIUM/DISCOUNT - 550-600 lbs. Carcass
14. PREMIUM/DISCOUNT - Standard		30. PREMIUM/DISCOUNT - 600-900 lbs. Carcass
15. PREMIUM/DISCOUNT - Avg. Choice or Better		31. PREMIUM/DISCOUNT - 900-950 lbs. Carcass
16. PREMIUM/DISCOUNT - Dairy-Type		32. PREMIUM/DISCOUNT - 950-1000 lbs. Carcass
17. PREMIUM/DISCOUNT - Bullock/Stag		33. PREMIUM/DISCOUNT - over 1000 lbs. Carcass
18. PREMIUM DISCOUNT - Hardbone		34. PREMIUM/DISCOUNT - Hide (Brand Location)
19. PREMIUM/DISCOUNT - Dark Cutter		35a. PREMIUM/DISCOUNT - Other Description
20. PREMIUM/DISCOUNT - YG 1.0-2.0 (<= .1" Fat)		35b. PREMIUM/DISCOUNT - Other Value
21. PREMIUM/DISCOUNT - YG 2.0-2.5 (<= .2" Fat)		36a. PREMIUM/DISCOUNT - Other Description
22. PREMIUM/DISCOUNT - YG 2.5-3.0 (<= .4" Fat)		36b. PREMIUM/DISCOUNT - Other Value
23. PREMIUM/DISCOUNT - YG 3.0-3.5 (<= .6" Fat)		37a. PREMIUM/DISCOUNT - Other Description
24. PREMIUM/DISCOUNT - YG 3.5-4.0 (<= .8" Fat)		37b. PREMIUM/DISCOUNT - Other Value
25. PREMIUM/DISCOUNT - YG 4.0-5.0 (<= 1.2" Fat)		38a. PREMIUM/DISCOUNT - Other Description
26. PREMIUM/DISCOUNT - YG 5.0/up (>= 1.2" Fat)		38b. PREMIUM/DISCOUNT - Other Value

Reporting Time	<input type="text" value="Not Applicable"/>	Premium/Discount - Prime	<input type="text" value="25.00"/>
Premium/Discount - Choice	<input type="text" value="0"/>	Premium/Discount - Select	<input type="text" value="-10.00"/>
Premium/Discount - Standard	<input type="text" value="-25.00"/>	Premium/Discount - Certified Angus Beef	<input type="text" value="5.00"/>
Premium/Discount - Dairy-Type	<input type="text" value="0"/>	Premium/Discount - Bullock/Stag	<input type="text" value="-55.00"/>
Premium/Discount - Hardbone	<input type="text" value="-55.00"/>	Premium/Discount - Dark Cutter	<input type="text" value="-55.00"/>
Premium/Discount - YG 1.0-2.0 (<=.1" Fat)	<input type="text" value="6.50"/>	Premium/Discount - YG 2.0-2.5 (<=.2" Fat)	<input type="text" value="2.50"/>
Premium/Discount - YG 2.5-3.0 (<=.4" Fat)	<input type="text" value="2.50"/>	Premium/Discount - YG 3.0-3.5 (<=.6" Fat)	<input type="text" value="0"/>
Premium/Discount - YG 3.5-4.0 (<=.8" Fat)	<input type="text" value="0"/>	Premium/Discount - YG 4.0-5.0 (<=1.2" Fat)	<input type="text" value="-8.00"/>
Premium/Discount - YG 5.0/up (>=1.2" Fat)	<input type="text" value="-12.00"/>	Premium/Discount - 400-500 lbs. Carcass	<input type="text" value="-15.00"/>
Premium/Discount - 500-550 lbs. Carcass	<input type="text" value="-15.00"/>	Premium/Discount - 550-600 lbs. Carcass	<input type="text" value="0"/>
Premium/Discount - 600-900 lbs. Carcass	<input type="text" value="0"/>	Premium/Discount - 900-1000 lbs. Carcass	<input type="text" value="0"/>
Premium/Discount - 1000-1050 lbs. Carcass	<input type="text" value="0"/>	Premium/Discount - over 1050 lbs. Carcass	<input type="text" value="-35.00"/>
Premium/Discount - Over 30 Months of Age	<input type="text" value="-12.00"/>	Premium/Discount - Other Description	<input type="text" value="NATURAL_PREMIUM_CI"/>
Premium/Discount - Other Value	<input type="text" value="27.50"/>	Premium/Discount - Other Description	<input type="text"/>
Premium/Discount - Other Value	<input type="text" value="0"/>	Premium/Discount - Other Description	<input type="text"/>
Premium/Discount - Other Value	<input type="text" value="0"/>	Premium/Discount - Other Description	<input type="text"/>
Premium/Discount - Other Value	<input type="text" value="0"/>	Premium/Discount - Other Description	<input type="text"/>

Agricultural Marketing Service

NATIONAL WEEKLY DIRECT SLAUGHTER CATTLE - PREMIUMS AND DISCOUNTS

For the Week of: 8/21/2017

Value Adjustments

	Range	Simple Avg.	Change
Quality:			
Prime	0.00 - 35.00	14.11	0.00
Choice	0.00 - 0.00	0.00	0.00
Select	(10.00) - 6.00	(5.00)	2.10
Standard	(40.00) - (10.00)	(25.08)	0.61
CAB	2.00 - 4.00	3.13	0.00
All Natural	24.00 - 50.00	30.00	0.00
NHTC	16.00 - 20.00	18.63	0.00
Dairy - Type	(14.00) - 0.00	(2.86)	0.00
Bullock/Stag	(55.00) - (15.00)	(34.44)	0.00
Hardbone	(55.00) - (18.00)	(33.08)	0.17
Dark Cutter	(55.00) - (20.00)	(34.09)	0.00
Over 30 Months of Age	(40.00) - 0.00	(16.42)	0.00
*Cutability Yield Grade, Fat/Inches			
1.0-2.0 < .10"	0.00 - 8.00	3.69	0.00
2.0-2.5 < .20"	0.00 - 5.00	2.00	0.00
2.5-3.0 < .40"	0.00 - 5.00	1.62	0.00
3.0-3.5 < .60"	0.00 - 0.00	0.00	0.00
3.5-4.0 < .80"	0.00 - 0.00	0.00	0.00
4.0-5.0 < 1.2"	(15.00) - (8.00)	(11.54)	0.00
5.0/up > 1.2"	(20.00) - (10.00)	(16.85)	0.00
Weight:			
400-500 lbs	(40.00) - 0.00	(28.46)	0.00
500-550 lbs	(40.00) - 0.00	(20.50)	0.00
550-600 lbs	(20.00) - 0.00	(8.00)	0.00
600-900 lbs	0.00 - 0.00	0.00	0.00
900-1000 lbs	(15.00) - 0.00	(1.25)	0.00
1000-1050 lbs	(25.00) - 0.00	(7.50)	0.00
over 1050 lbs	(50.00) - (5.00)	(22.86)	0.00

Based on individual packer's quality, cutability, and weight buying programs. Values reflect adjustments to base prices, dollars per cwt., on a carcass basis.

Reporting Forms and Reports

- **Cow/Bull Plant Delivered Bids [Form LPS-131];** This submission is due at 10AM each day and is used to collect the packer's bids for each class and weight break on what they expect to pay for cows and bulls that day. These are the bids given to buyers that day.
 - Report derived from the LPS-131: Daily Cow and Bull Plant Delivered Bids - [LM_CT138](#)
- **Live Cow/Bull Daily Purchase Report [Form LPS-132];** This submission is due at 2PM each day and is used to collect the actual pricing and slaughter data on cows and bulls, normally after harvest.
 - Report Derived from the LPS-132: Daily Cow and Bull Established Prices - [LM_CT103](#)

Agricultural Marketing Service **LPS-131**



UNITED STATES DEPARTMENT OF AGRICULTURE
AGRICULTURAL MARKETING SERVICE

COW/BULL PLANT DELIVERED BIDS (Dressed Basis)

1. IDENTIFICATION NUMBER		<p>NOTE: According to the Paperwork Reduction Act of 1995, an agency may not conduct or sponsor, and a person is not required to respond to a collection of information unless it displays a valid OMB control number. The valid OMB control number for this information collection is 0581-0186. The time required to complete this information collection is estimated to average 5 minutes per response, including the time for reviewing instructions, searching existing data sources, gathering and maintaining the data needed, and completing and reviewing the collection of information.</p> <p>USDA's Nondiscrimination Statement: In accordance with Federal civil rights law and U.S. Department of Agriculture (USDA) civil rights regulations and policies, the USDA, its Agencies, offices, and employees, and institutions participating in or administering USDA programs are prohibited from discriminating based on race, color, national origin, religion, sex, gender identity (including gender expression), sexual orientation, disability, age, marital status, family/parental status, income derived from a public assistance program, political beliefs, or reprisal or retaliation for prior civil rights activity, in any program or activity conducted or funded by USDA (not all bases apply to all programs). Remedies and complaint filing deadlines vary by program or incident. Persons with disabilities who require alternative means of communication for program information (e.g., Braille, large print, audiotape, American Sign Language, etc.) should contact the responsible Agency or USDA's TARGET Center at (202) 720-2600 (voice and TTY) or contact USDA through the Federal Relay Service at (800) 877-8339. Additionally, program information may be made available in languages other than English. To file a program discrimination complaint, complete the USDA Program Discrimination Complaint Form, AD-3027, found online at http://www.ascr.usda.gov/complaint_filing_cust.html and at any USDA office or write a letter addressed to USDA and provide in the letter all of the information requested in the form. To request a copy of the complaint form, call (866) 632-9992. Submit your completed form or letter to USDA by: Mail: U.S. Department of Agriculture Office of the Assistant Secretary for Civil Rights 1400 Independence Avenue, SW Washington, D.C. 20250-9410; Fax: (202) 690-7442; or email: program.intake@usda.gov. USDA is an equal opportunity provider, employer, and lender.</p>
2. COMPANY NAME		
3. PLANT STREET ADDRESS		
4. PLANT CITY		
5. PLANT STATE		
6. PLANT ZIP CODE		
7. CONTACT NAME		
8. PHONE NUMBER (include area code)		
9. REPORTING DATE (mm/dd/yyyy)		
10. PREMIUM WHITE (All Weights)		
11. BREAKER 75% (500 and up)		24. BULL (Under 600 lbs)
12. BREAKER 75% (400-500 lbs)		
13. BREAKER 75% (350-400 lbs)		
14. BREAKER 75% (Under 350 lbs)		
15. BONER 85% (500 and up)		
16. BONER 85% (400-500 lbs)		
17. BONER 85% (350-400 lbs)		
18. BONER 85% (Under 350 lbs)		
19. CUTTER (Lean) 90% (500 lbs and up)		
20. CUTTER (Lean) 90% (400-500 lbs)		
21. CUTTER (Lean) 90% (350-400 lbs)		
22. CUTTER (Lean) 90% (Under 350 lbs)		
23. BULL (Over 600 lbs)		

Agricultural Marketing Service **LPS-131**

Premium...^	Breaker 75%...	Breaker 75...	Breaker 75...	Break...	Boner 85...	Boner 85...	Boner...	Bon...	Cutter (...	Cutter (L...	Cutter (...	Cutter (...	Bull (Ov...	Bull (U...
100.00	76.00				102.00	95.00			108.00	101.00		81.00	144.00	129.00
100.00						95.00				101.00		81.00	129.00	129.00
101.00													115.00	97.00
101.00													115.00	97.00
101.00														
101.00													115.00	97.00
105.00	99.00	96.00	94.00		112.00	109.00	107.00		124.00	121.00	119.00	113.00	134.00	126.00
105.00	99.00	96.00	94.00		112.00	109.00	107.00		124.00	121.00	119.00	117.00	134.00	126.00
109.00	77.00	76.00	66.00		109.00	108.00	98.00		109.00	108.00	98.00	78.00		
115.00	106.00	100.00	95.00		111.00	105.00	100.00		111.00	105.00	100.00			
115.00	110.00	105.00	95.00		115.00	110.00	100.00		115.00	110.00	100.00	80.00		
116.00	107.00	101.00	96.00		112.00	106.00	101.00			101.00	96.00			
116.00	111.00	106.00	96.00		116.00	111.00	101.00		111.00	106.00	96.00	76.00		
118.00	106.00	100.00	95.00		111.00	105.00	100.00				95.00			
118.00	110.00	105.00	95.00		115.00	110.00	100.00		110.00	105.00	95.00	75.00		
120.00						100.00	92.00		120.00	120.00	112.00	104.00	140.00	118.00
122.00	88.00	84.00	77.00			94.00	87.00		118.00	114.00	107.00	100.00	136.00	118.00
125.00	110.00	100.00	80.00		110.00	100.00	80.00		120.00	105.00	85.00	75.00	130.00	115.00
129.00	105.00	93.00	93.00		115.00	93.00	93.00		129.00	122.00	115.00	95.00	131.00	131.00
137.00	112.00	112.00	112.00		122.00	122.00	122.00		131.00	131.00	131.00	121.00	159.00	132.00
137.00	112.00	112.00	112.00		122.00	122.00	122.00		131.00	131.00	131.00	121.00	159.00	132.00
137.00	107.00	107.00	107.00		117.00	117.00	117.00		126.00	126.00	126.00	116.00	152.00	147.00
137.00	112.00	112.00	112.00		122.00	122.00	122.00		131.00	131.00	131.00	121.00	159.00	132.00
	81.00		66.00		113.00	103.00	98.00		113.00	103.00	98.00			

Agricultural Marketing Service LPS-132



UNITED STATES DEPARTMENT OF AGRICULTURE
AGRICULTURAL MARKETING SERVICE

LIVE COW/BULL DAILY PURCHASE REPORT

1. IDENTIFICATION NUMBER	PURCHASE TYPE CODE	CLASS CODES	CLASSIFICATION CODE
2. COMPANY NAME	1 = NEGOTIATED 2 = FORMULA NET 3 = FORWARD CONTRACT NET 4 = NEGOTIATED GRID NET 5 = FORMULA BASE 6 = FORWARD CONTRACT BASE 7 = NEGOTIATED GRID BASE	6 = DAIRY COW 7 = BEEF COW 8 = MIXED COW 9 = BULL	5 = PREMIUM WHITE 6 = CUTTER/CANNER 90% 7 = BONER 85% 8 = BREAKER 75% 9 = BULL 92%
3. PLANT STREET ADDRESS			
4. PLANT CITY			
5. PLANT STATE			
6. PLANT ZIP CODE			
7. CONTACT NAME	<p>NOTE: According to the Paperwork Reduction Act of 1995, an agency may not conduct or sponsor, and a person is not required to respond to a collection of information unless it displays a valid OMB control number. The valid OMB control number for this information collection is 0581-0186. The time required to complete this information collection is estimated to average 10 minutes per response, including the time for reviewing instructions, searching existing data sources, gathering and maintaining the data needed, and completing and reviewing the collection of information.</p>		
8. PHONE NUMBER (include area code)	<p>USDA's Nondiscrimination Statement: In accordance with Federal civil rights law and U.S. Department of Agriculture (USDA) civil rights regulations and policies, the USDA, its Agencies, offices, and employees, and institutions participating in or administering USDA programs are prohibited from discriminating based on race, color, national origin, religion, sex, gender identity (including gender expression), sexual orientation, disability, age, marital status, family/parental status, income derived from a public assistance program, political beliefs, or reprisal or retaliation for prior civil rights activity, in any program or activity conducted or funded by USDA (not all bases apply to all programs). Remedies and complaint filing deadlines vary by program or incident. Persons with disabilities who require alternative means of communication for program information (e.g., Braille, large print, audiotape, American Sign Language, etc.) should contact the responsible Agency or USDA's TARGET Center at (202) 720-2600 (voice and TTY) or contact USDA through the Federal Relay Service at (800) 877-8339. Additionally, program information may be made available in languages other than English. To file a program discrimination complaint, complete the USDA Program Discrimination Complaint Form, AD-3027, found online at http://www.ascr.usda.gov/complaint_filing_cust.html and at any USDA office or write a letter addressed to USDA and provide in the letter all of the information requested in the form. To request a copy of the complaint form, call (866) 632-9992. Submit your completed form or letter to USDA by: Mail: U.S. Department of Agriculture, Office of the Assistant Secretary for Civil Rights, 1400 Independence Avenue, SW, Washington, D.C. 20250-9410; Fax: (202) 690-7442; or email: program.intake@usda.gov. USDA is an equal opportunity provider, employer, and lender.</p>		
9. REPORTING DATE (mm/dd/yyyy)			
10. LOT IDENTIFICATION			
11. SOURCE (1=Domestic, 2=Imported)			
12. PURCHASE TYPE CODE			
13. CLASS CODE			
14. SELLING BASIS (1 = Live; 2 = Dressed)			
15. SHIPMENT BASIS (1 = FOB, 2 = Delivered)	21d. DISCOUNT PAID - Weight (\$/cwt.)		
16. HEAD COUNT	21e. DISCOUNT PAID - Quality (\$/cwt.)		
17. ESTIMATED AVERAGE WEIGHT	21f. DISCOUNT PAID - Yield (\$/cwt.)		
18. AVERAGE NET PRICE (\$/cwt)			
19. CLASSIFICATION CODE			
20. ORIGIN (2 Letter State Postal Abbr.)			
21a. PREMIUM PAID - Weight (\$/cwt.)			
21b. PREMIUM PAID - Quality (\$/cwt.)			
21c. PREMIUM PAID - Yield (\$/cwt.)			

Agricultural Marketing Service LPS-132

Lot Identifica...	Source...	Purchase Type C...	Class...	Sellin...	Shipme...	Head C...	Estimat...	Average Ne...	Classificati...	Origin
50825	Domestic	Negotiated Cash	Mixed...	Dressed	Delivered	2	241.5	94.00	Cutter/Cann...	Oregon
051834000052...	Domestic	Negotiated Cash	Mixed...	Dressed	Delivered	1	565.0	94.00	Breaker 75%	Kansas
0547020 2016...	Domestic	Negotiated Cash	Dairy...	Dressed	Delivered	1	326.0	94.00	Cutter/Cann...	Wisconsin
57719	Domestic	Negotiated Cash	Dairy...	Dressed	Delivered	1	261.0	94.00	Cutter/Cann...	Utah
1324334PX	Domestic	Negotiated Cash	Dairy...	Dressed	FOB	4	467.3	94.00	Boner 85%	Indiana
50815	Domestic	Negotiated Cash	Mixed...	Dressed	Delivered	1	278.0	94.83	Cutter/Cann...	Oklahoma
000007280 16...	Domestic	Negotiated Cash	Mixed...	Dressed	Delivered	1	755.0	95.00	Breaker 75%	South Dakota
1324986PX	Domestic	Negotiated Cash	Dairy...	Dressed	FOB	1	462.0	95.00	Cutter/Cann...	California
1324647PX	Domestic	Negotiated Cash	Dairy...	Dressed	FOB	1	421.0	95.00	Cutter/Cann...	California
1324656PX	Domestic	Negotiated Cash	Dairy...	Dressed	FOB	2	418.5	95.00	Cutter/Cann...	California
1324825PX	Domestic	Negotiated Cash	Dairy...	Dressed	FOB	1	424.0	95.00	Cutter/Cann...	California
1324801PX	Domestic	Negotiated Cash	Dairy...	Dressed	FOB	1	426.0	95.00	Cutter/Cann...	California
1324833PX	Domestic	Negotiated Cash	Dairy...	Dressed	FOB	1	428.0	95.00	Cutter/Cann...	California
1324634PX	Domestic	Negotiated Cash	Dairy...	Dressed	FOB	1	440.0	95.00	Cutter/Cann...	California
1324604PX	Domestic	Negotiated Cash	Dairy...	Dressed	FOB	1	414.0	95.00	Cutter/Cann...	California
1324817PX	Domestic	Negotiated Cash	Dairy...	Dressed	FOB	1	422.0	95.00	Cutter/Cann...	California
1324813PX	Domestic	Negotiated Cash	Dairy...	Dressed	FOB	1	436.0	95.00	Cutter/Cann...	California
1324622PX	Domestic	Negotiated Cash	Dairy...	Dressed	FOB	1	434.0	95.00	Cutter/Cann...	California
1324614PX	Domestic	Negotiated Cash	Dairy...	Dressed	FOB	1	422.0	95.00	Cutter/Cann...	California
0547030 2016...	Domestic	Negotiated Cash	Dairy...	Dressed	Delivered	1	646.0	95.00	Cutter/Cann...	Wisconsin
0547029 2016...	Domestic	Negotiated Cash	Dairy...	Dressed	Delivered	2	614.0	95.00	Cutter/Cann...	Wisconsin
1324819PX	Domestic	Negotiated Cash	Mixed...	Dressed	FOB	1	448.0	95.00	Cutter/Cann...	California
1324793PX	Domestic	Negotiated Cash	Dairy...	Dressed	FOB	1	406.0	95.00	Cutter/Cann...	California

Agricultural Marketing Service

DAILY PRIOR DAY DIRECT COW AND BULL NEGOTIATED REPORT

Trade for: Tuesday, 08/22/2017

	Confirmed	Week Ago	Year Ago	Week to Date	Week Ago	year Ago
NATIONAL	7,589	7,794	8,355	19,352	16,792	16,790
SOUTH CENTRAL	2,273	2,221	2,466	6,330	4,767	5,369
NORTH CENTRAL	649	407	412	1,160	823	726
EAST	2,695	1,903	1,883	5,328	4,948	4,643
WEST	470	1,329	1,802	3,110	2,493	2,715
MIDWEST	1,502	1,934	1,792	3,424	3,761	3,337

NATIONAL:

Dressed - Delivered - Domestic

	Hd Count	Wt Range	Avg Wt	Price Range	Wtd Avg
Premium White					
All weights	249	496-1,116	853.3	122.00-142.00	130.81
Breaker (75% lean)					
500 lbs and up	243	552-1,283	744.6	96.00-160.00	132.21
Under 500 lbs	7	420-499	450.5	99.00-129.00	117.00
Boner (85% lean)					
500 lbs and up	1,384	501-991	707.5	101.00-160.00	137.85
Under 500 lbs	78	302-499	436.8	112.00-152.00	137.91
Cutter (90% lean)					

New Cattle Comprehensive Report



National Weekly Fed Cattle Comprehensive

Agricultural Marketing Service

Livestock, Poultry, and Grain Market News

August 22, 2017

WEIGHTED AVERAGE

(Weekly Negotiated, Formula Nets, Contract Nets, & Grid Nets)

ALL STEERS AND HEIFERS (Beef Type Cattle)

Purchasing Basis	% Choice	Head	Avg Price	Week Ago		Year Ago	
Dressed	> 65% Choice	256,456	183.99	(2.46)	↓	(4.67)	↓
	< 65% Choice	29,704	180.95	(2.67)	↓	(4.85)	↓
	Total all Grades	286,160	183.68	(2.48)	↓	(4.50)	↓
Live	> 65% Choice	87,580	111.27	(4.06)	↓	(7.19)	↓
	< 65% Choice	10,102	114.42	(2.80)	↓	(3.51)	↓

<https://www.ams.usda.gov/mnreports/lswfedcc.pdf>

Beef Reporting Form Highlights

Boxed Beef Daily Report– [Form LS-126] Files submitted at 10am and 2pm. Notable criteria:

- **Destination** – domestic, overseas, or NAFTA
- **Sales type** – negotiated, formula, or forward contract
- **Delivery period** – 0-21, 22-60, 60-90, or 90+ days
- **Refrigeration** – fresh, frozen or aged
- **Class** – steer/heifer, cow, bull, dairybred, etc.
- **Classification** – Prime, Choice, Select, etc.
- **Branded designation** – brand parameters or unbranded
- **Specific item** – packer SKU#, or IMPS item
- **Quantity sold** – in pounds
- **FOB plant price** – \$cwt

Afternoon daily spot reports:

- **Boxed Beef Cutout and Boxed Beef Cuts(LM_XB403)**
- Boneless Processing Beef and Beef Trimmings(LM_XB401)
- Cutter Cow Cutout and Cow Cuts(LM_XB405)

Agricultural Marketing Service

LM_XB403
Des Moines, IA

Tue, Aug 22, 2017

USDA Market News

NATIONAL DAILY BOXED BEEF CUTOUT AND BOXED BEEF CUTS - Negotiated Sales -
Afternoon

USDA ESTIMATED BOXED BEEF CUT-OUT VALUES - as of 1:30pm

Based on negotiated prices and volume of boxed beef cuts delivered within 0-21 days and on average industry cutting yields. Values reflect U.S. dollars per 100 pounds.

Boxed beef cutout values steady to weak on light to moderate demand and moderate offerings. Select and Choice rib and round cuts steady to weak while loin cuts weak to lower. Choice chuck cuts higher while select steady. Beef trimmings sharply lower on light to moderate demand and heavy offerings.

	CHOICE 600-900	SELECT 600-900
Current Cutout Values:	193.03	190.89
Change from prior day:	(0.06)	(0.73)

Choice/Select spread: 2.14

Total Load Count (Cuts, Trimmings, Grinds): 137

COMPOSITE PRIMAL VALUES

Primal Rib	303.97	295.48
Primal Chuck	162.53	161.21
Primal Round	163.70	166.09
Primal Loin	251.28	245.31
Primal Brisket	137.23	138.61
Primal Short Plate	141.59	141.59
Primal Flank	102.49	98.89

LOAD COUNT AND CUTOUT VALUE SUMMARY FOR PRIOR 5 DAYS

Choice Cuts, Fat Limitations 1-6 IMPS/FL	Fat Limitations 1-6 Sub-Primal	# of Trades	(IM) = Individual Muscle Total Pounds	Price Range	Weighted Average	
109E	1 Rib, ribeye, lip-on, bn-in	20	48,872	530.82	594.19	553.92
112A	3 Rib, ribeye, bnls, light	19	99,438	625.00	737.41	665.83
112A	3 Rib, ribeye, bnls, heavy	23	38,406	649.61	706.00	669.95
113C	1 Chuck, semi-bnls, neck/off	4	10,667	188.25	201.25	193.86
114	1 Chuck, shoulder clod	7	16,600	183.71	215.75	187.60
114A	3 Chuck, shoulder clod, trmd	14	66,886	185.82	209.58	197.42
114D	3 Chuck, clod, top blade	9	26,596	273.00	306.15	287.83
114E	3 Chuck, clod, arm roast	6	12,459	232.00	250.00	238.04
114F	5 Chuck, clod tender (IM)	6	2,076	328.48	336.00	330.93
116A	3 Chuck, roll, 1x1, neck/off	18	37,985	221.28	260.99	252.40
116B	1 Chuck, chuck tender (IM)	10	64,375	225.82	245.54	230.68
	3 Chuck roll, retail ready					
116G	4 Chuck, flap (IM)	4	3,777	525.15	572.00	530.30
120	1 Brisket, deckle-off, bnls	36	444,631	192.22	215.00	196.35
120A	3 Brisket, point/off, bnls	7	5,749	352.35	420.00	385.81
123A	3 Short Plate, short rib	10	20,410	480.45	522.70	505.86
130	4 Chuck, short rib	16	42,301	323.73	385.00	351.99
160	1 Round, bone-in					
161	1 Round, boneless					
167A	4 Round, knuckle, peeled	33	144,063	224.50	265.00	230.10
168	1 Round, top inside round	13	74,212	196.84	215.00	199.61
168	3 Round, top inside round	32	234,816	195.00	233.75	204.33
169	5 Round, top inside, denuded	4	17,923	228.00	244.00	233.23
169A	5 Round, top inside, cap off	5	12,502	278.74	303.75	288.14
	3 Round, top inside, side off					
170	1 Round, bottom gooseneck	3	1,326	201.25	206.25	203.47
171B	3 Round, outside round	20	122,632	187.49	215.25	199.63
171C	3 Round, eye of round (IM)	14	58,842	212.82	238.99	223.27
174	3 Loin, short loin, 0x1	19	248,236	435.00	485.54	452.60
175	3 Loin, strip loin, 1x1	7	125,128	370.05	425.00	392.38

Weekly Reports:

- Spot Mkt Boxed Beef Cutout & Cuts (LM_XB459)
- Formula Sales Boxed Beef (LM_XB454)
- Forward Sales Boxed Beef (LM_XB455)
- **Spot Mkt Branded Boxed Beef (LM_XB452)**
- Spot Mkt Prime Boxed Beef (LM_XB456)
- Spot Mkt Ungraded Boxed Beef (LM_XB462)
- Spot Mkt Bnls. Beef & Trimmings (LM_XB460)
- Formula Bnls. Beef & Trimmings (LM_XB450)
- Spot Mkt Cutter Cow Cutout & Cuts (LM_XB461)

Agricultural Marketing Service

LM_XB452
Des Moines, IA

Mon, Aug 21, 2017

USDA Market News

NATIONAL WEEKLY BOXED BEEF CUTS FOR BRANDED PRODUCT - Negotiated Sales

FOB Plant basis negotiated sales for delivery within 0-21 days including sales since last report, Values reflect U.S. dollars per 100 pounds.

CURRENT VOLUME - (one load equals 40,000 pounds)

Upper 2/3 Choice	226.08 Loads	9,043,068 Pounds
Lower 1/3 Choice	51.07 Loads	2,042,982 Pounds
Branded Select	15.34 Loads	613,553 Pounds

Upper 2/3 Choice Items Cuts, Fat Limitations (IM) = Individual Muscle							
IMPS/FL		Sub-Primal	# of Trades	Total Pounds	Price Range		Weighted Average
109E	1	Rib, ribeye, lip-on, bn-in	78	218,551	569.00	730.00	626.19
112A	3	Rib, ribeye, bnls, light	49	197,565	688.08	756.50	707.80
112A	3	Rib, ribeye, bnls, heavy	99	181,654	678.00	868.00	718.23
114	1	Chuck, shoulder clod	10	30,496	190.00	215.00	200.08
114A	3	Chuck, shoulder clod, trmd	55	236,780	189.13	221.50	201.89
114D	3	Chuck, clod, top blade	6	2,936	308.92	347.00	328.68
114E	3	Chuck, clod, arm roast					
114F	5	Chuck, clod tender (IM)	27	25,348	325.00	404.00	359.78
116A	3	Chuck, roll, lxl, neck/off	124	749,255	228.70	267.75	247.61
116B	1	Chuck, chuck tender (IM)	39	158,973	222.65	254.25	231.26
120	1	Brisket, deckle-off, bnls	60	353,871	190.00	237.75	203.61
120A	3	Brisket, point/off, bnls	21	26,887	340.00	398.75	357.11
123A	3	Short Plate, short rib	30	50,105	491.00	596.00	549.01
130	4	Chuck, short rib	9	7,990	341.00	388.25	369.68
167A	4	Round, knuckle, peeled	73	563,335	224.00	277.75	232.61
168	1	Round, top inside round	40	416,764	198.00	240.57	203.64
168	3	Round, top inside round	89	830,553	199.75	239.25	212.39
169	5	Round, top inside, denuded	29	49,401	238.00	286.50	253.33

Weekly Comprehensive Reports:

- Comprehensive Boxed Beef Cutout (LM_XB463)



Agricultural Marketing Service

LM_XB463

Des Moines, IA

August 21, 2017

USDA Market News

NATIONAL COMPREHENSIVE BOXED BEEF CUTOUT - ALL FED STEER/HEIFER SALES

For Week Ending: 8/18/2017

	Compre- hensive	Prime	*Branded	Choice	Select	Ungraded
Weekly Cutout Value	199.42	259.82	200.56	197.83	194.25	187.94
Primal Rib	324.91	531.36	329.26	320.57	298.31	278.89
Primal Chuck	160.07	160.39	160.62	160.30	159.69	155.49
Primal Round	168.88	167.47	169.50	167.44	170.59	171.96
Primal Loin	263.94	438.54	264.64	260.37	253.70	239.38
Primal Brisket	141.08	139.88	143.53	138.81	139.50	136.29
Primal Short Plate	148.59	148.59	148.59	148.59	148.59	148.59
Primal Flank	108.26	109.06	110.52	108.99	103.88	104.93
TOTAL LOADS OF PRODUCT REPORTED			7,307			

Livestock Voluntary Reporting Cattle

Feeder Cattle Reporting

USDA-LPGMN publishes feeder cattle data sourced from auction markets, video markets and direct sales.

- USDA and State Departments of Ag provide feeder cattle auction market data in 3 states
- USDA reports over 15 feeder cattle video/internet markets
- USDA publishes direct feeder data for all 12 states that feed into the CME Group's Feeder Cattle Index

Overview of the CME Feeder Cattle Index

The CME Group calculates a 7 day rolling weighted average based on feeder cattle data published by USDA LPGMN.

- Only data for 700-899 lb. Medium and Large 1 and Medium and Large 1-2 feeder steers is used.
- Cattle must originate from the 12 state region
(MT, WY, CO, NM, ND, SD, NE, KS, OK, TX, IA and MO)

<http://www.cmegroup.com/market-data/reports/cash-settled-commodity-index-prices.html>

Information Collected on Direct Sales

- Head Count
- Sex
- Base Weight
- Grade (USDA Frame and Muscle score)
- Price
- FOB or Delivered and Delivery Period
- Buyer/Seller
- ✓ Other party involved in the transaction will be contacted to verify trades

Information Collected (Cont'd)

- New contributors must be a participant for 30 days, before information is included in the official report
- Contributors must be a regular participant for their information to be included in the report
- All information is evaluated before being published
- All individual information collected is strictly confidential and will only be released in report form

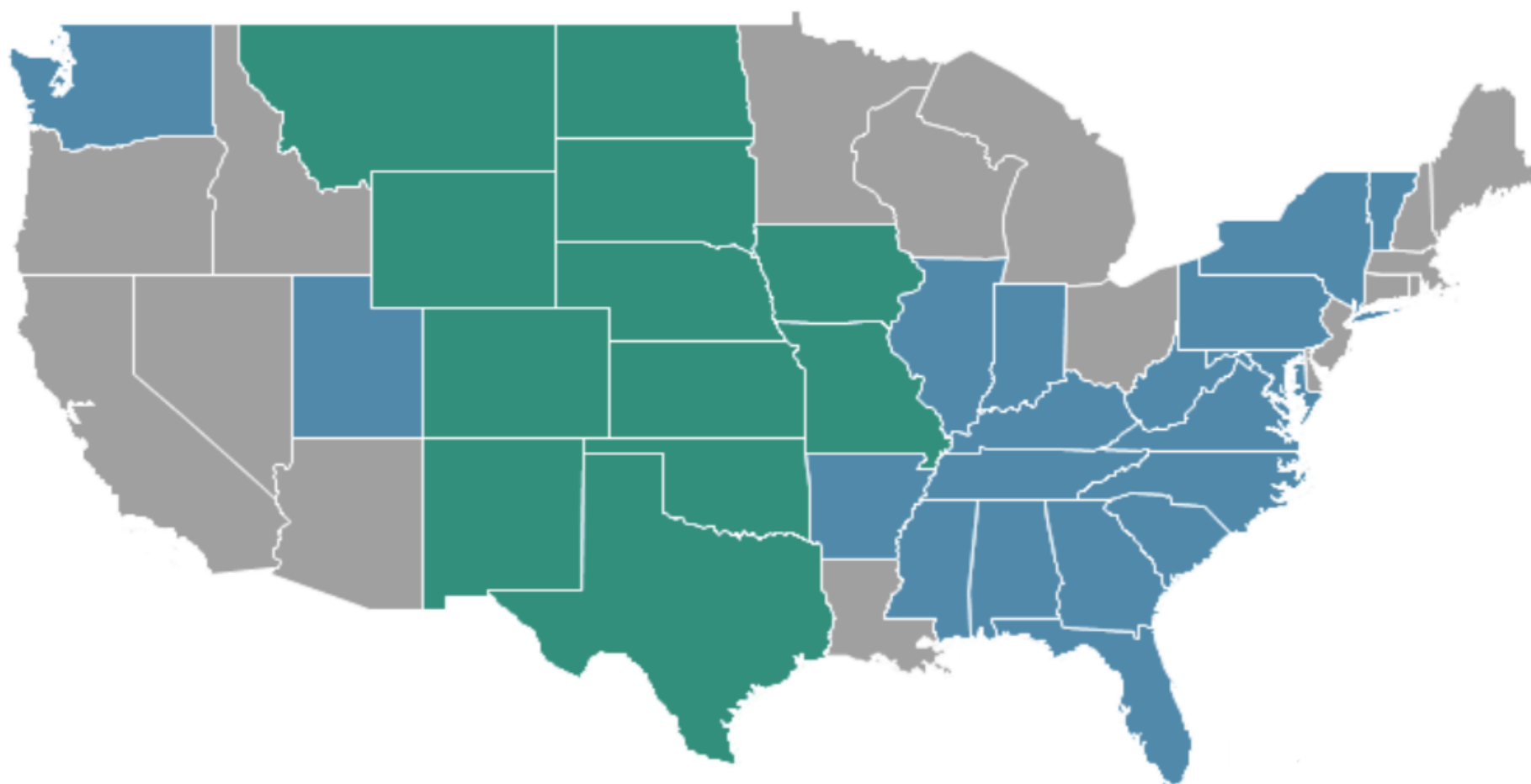
Cattle Reports

Cattle

- [Slaughter Cattle Summary](#)
- [Slaughter Cattle Auctions](#)
- [National Direct Slaughter Cattle Reports](#)
- [Regional Direct Slaughter Cattle Reports](#)
- [State Direct Slaughter Cattle Reports](#)
- [Feeder Cattle Summary Reports](#)
- [Feeder and Replacement Cattle Auctions](#)
- [Direct Feeder Cattle Reports](#)
- [Feeder Cattle Internet and Video Auctions](#)



Feeder and Replacement Cattle Auctions



Additional Coverage

International

- Live Animal Imports
 - Canada
 - Mexico
- Meat Imports
 - By County, Species and Product Type
- Prices
 - New Zealand, Australia and Uruguay
 - Canada
 - Japan



Contact information

Taylor Cox

Field Chief

USDA - AMS - Livestock, Poultry & Grain Market News

515-284-4460

Taylor.Cox@ams.usda.gov

Jodie Pitcock

Assistant Field Chief

USDA - AMS - Livestock, Poultry & Grain Market News

816-676-7000

Jodie.Pitcock@ams.usda.gov

Visit us online at:

<https://www.marketnews.usda.gov/mnp/ls-home>