

Shipments of Grain by Rail in Mississippi

Marvin E. Prater Daniel O'Neil, Jr. Adam Sparger

This summary of grain shipments by rail in Mississippi is drawn from *State Grain Rail Statistical Summary*,¹ a report that describes the grain and oilseed shipped by rail in the United States from 2006 to 2010. The full report collects information on rail shipments from each State and to each State and examines some of the factors that influence the amount of grain grown and used. It examines rail shipments, rail receipts, grain and oilseed production, animal and poultry production, grain and oilseed exports, and grain and oilseed rail rates per ton-mile to explain the variations between States in shipments of these commodities.

Mississippi ranks 17th among the grain and oilseed producing States, with a 2006–2010 average yearly production of 234.2 million bushels (mbu).

From 2006 to 2010, 38 percent of Mississippi crops were corn, 28 percent soybeans, 15 percent rice, 10 percent cottonseed, 6 percent wheat, 2 percent sorghum, and 1 percent peanuts.

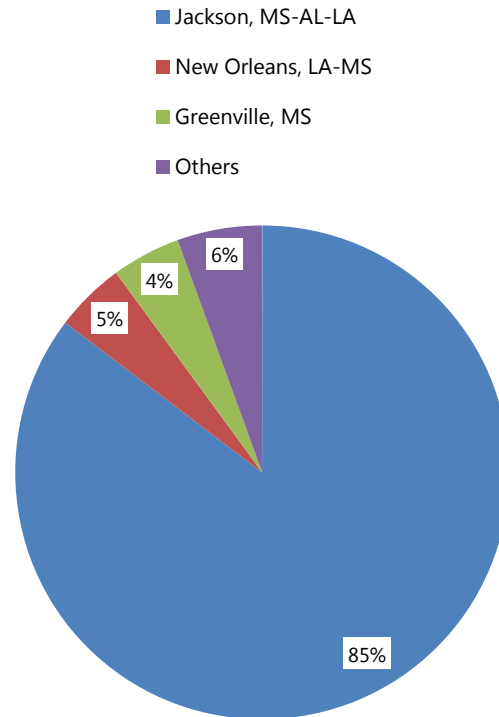
Nationally, Mississippi is ranked 19th in animal and poultry production, averaging 10 million Grain Consuming Animal Units (GCAU)² from 2006 to 2010.

Railroad originations of grain and oilseeds had an average market share of 8.6 percent during the crop marketing years of 2001–2004, dropping to an average of 5.3 percent during 2007–2010.

1 Available at <http://dx.doi.org/10.9752/TS066.06-2013>

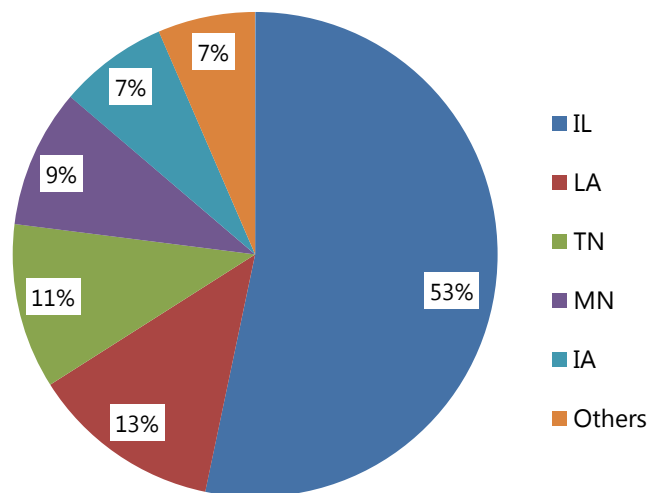
2 A standard unit used to compare feed needs of different livestock and poultry.

Figure 1. Business Economic Areas Receiving Mississippi Corn by Rail, 2006–2010



Source: USDA analysis of Surface Transportation Board Confidential Waybill Samples

Figure 2. Sources of Mississippi Rail Corn Receipts, 2006–2010



Source: USDA analysis of Surface Transportation Board Confidential Waybill Samples

During the period 2006–2010, Mississippi shipped 497,000 tons of corn by rail, down 57.6 percent from 1.2 million tons from 1996 to 2000. (fig. 1)

Mississippi received a total of 10.1 million tons of corn by rail during the 2006–2010 marketing years, down 5.6 percent from 10.7 million tons during the 1996–2000 marketing years. (fig. 2)

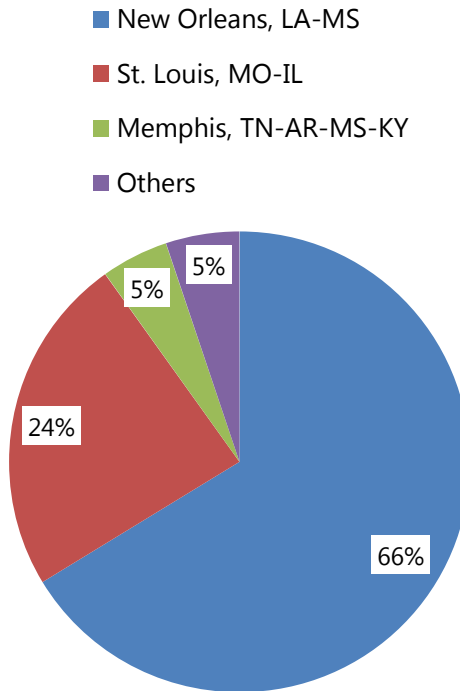
From 2006 to 2010, Mississippi shipped 910,000 tons of soybeans by rail, up 110 percent from 432,000 tons shipped in the period 1996–2000. (fig. 3)

Mississippi received a total of 954,000 tons of soybeans by rail during the 2006–2010 marketing years, down 46.3 percent from 1.8 million tons during the 1996–2000 marketing years. (fig. 4)

Twenty-five percent of the grain car shipments originating in Mississippi from 2006 to 2010 were 1–5 cars in size, 68 percent were 6–49 cars, and the remaining 7 percent of shipments were 75 cars or greater. (fig. 5)

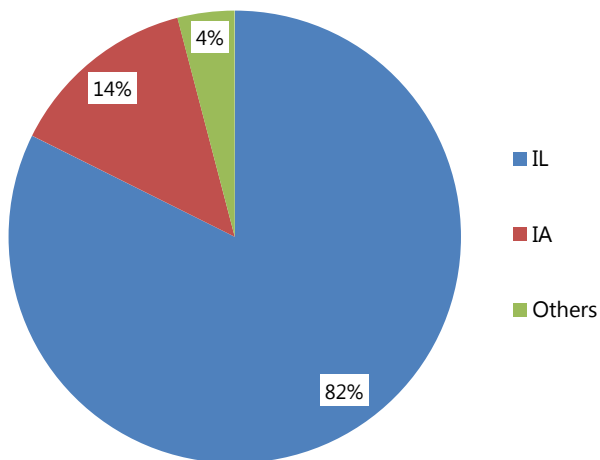
Average tariff rail rates for shipments originating in Mississippi were 6.4 cents per ton-mile from 2006 to 2010. Rates ranged from 3.31 cents per ton-mile in 1997 to 6.42 cents in 2006. Rates increased 3 percent from 2005 to 2010. (fig. 6)

Figure 3. Business Economic Areas Receiving Mississippi Soybeans by Rail, 2006–2010



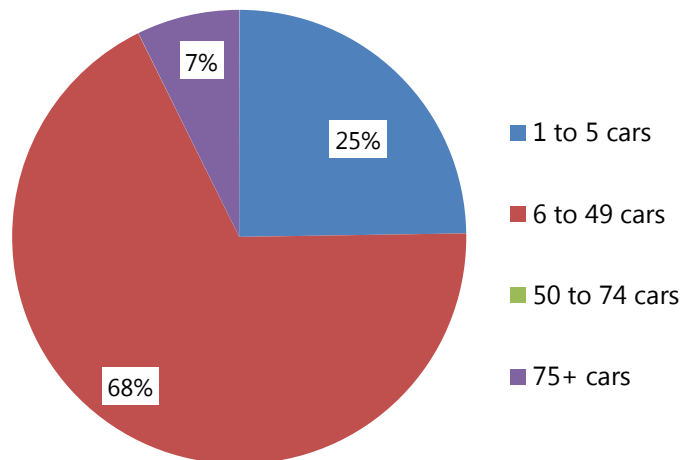
Source: USDA analysis of Surface Transportation Board Confidential Waybill Samples

Figure 4. Sources of Mississippi Rail Soybean Receipts, 2006–2010



Source: USDA analysis of Surface Transportation Board Confidential Waybill Samples

Figure 5. Mississippi Grain Originations by Shipment Size



Source: USDA analysis of Surface Transportation Board Confidential Waybill Samples

Figure 6. Average Mississippi Rail Tariff Rates



Source: USDA analysis of Surface Transportation Board Confidential Waybill Samples
 *Gaps occur where there are less than 30 annual observations.

Table 1. Mississippi Grain and Oilseed Production and Rail Shipments, 2006-2010

	Corn	Soybeans	Wheat	Total Grain and Oilseeds	GCAUs*
Average Yearly Production	89.42 mbu†	66.60 mbu	13.16 mbu	234.21 mbu	9,977,804
Total Rail Receipts (tons)	10,054,739	954,116	-	-	-
Total Rail Shipments (tons)	496,652	909,579	-	-	-

* Grain Consuming Animal Units

† Million bushels

Data and Methodology

Data from the Surface Transportation Board's Confidential Waybill Samples over the period 1996-2010 were analyzed to measure grain and oilseed shipments by rail. The data were aggregated and sorted by a number of characteristics, the major categories being shipment origin, destination, and type of grain or oilseed. This information was then organized by both origin and destination State. The data were also sorted by shipment size for each State, showing the relative frequencies of grain and oilseed shipments of different sizes. Data having less than 30 observations are excluded, as are States having data for only 1 or 2 years of the 5-year period. Despite these precautions, States with relatively low volumes are more subject to year-to-year variation than are States with higher volumes because of the number of available observations used to calculate totals. This is a result of the sampling techniques used in the Waybill Samples. Thus, higher volumes are less likely to suffer from sampling limitations and be more representative of actual rail movements for any given year than are lower volumes.

GCAUs were calculated for each State using information on animal populations and the corresponding levels of feed necessary to maintain the populations. These calculations included meat and poultry for consumption and production purposes. Cows, sheep, turkeys, hogs, and chickens were included.

The export inspection numbers in this report were taken from USDA Grain Inspection, Packers and Stockyards Administration grain and oilseed export inspections at U.S. ports exporting grain and oilseeds in bulk. Grain and oilseed production levels by State were also calculated.

USDA is an equal opportunity provider and employer.

Preferred citation:

Prater, Marvin E., Daniel O'Neil, Jr., and Adam Sparger. *Shipments of Grain by Rail in Mississippi*. U.S. Department of Agriculture, Agricultural Marketing Service, January 2014. Web. <<http://dx.doi.org/10.9752/TS117.01-2014>>