



EGGS

Production

November table egg production totaled 670 million dozen, up 1 percent from November 2017. On December 1, the number of birds in the table egg flock was 326 million, up 2 percent compared to a year earlier. Egg-type hatching egg production was 86.3 million eggs, up 19 percent from a year earlier. There were 1.10 billion broiler-type hatching eggs produced in November, up 1 percent from last year.

The broiler-type laying flock on December 1 was 57.6 million hens, 1 percent above December 2017. Shell eggs broken totaled 211 million dozen during November, up 7 percent from November a year ago and up 3 percent from the 204 million broken in October. Pullets for all egg-types added to flocks in November were up 10 percent year-over-year.

Price

The price of one dozen Grade A Large eggs in the New York wholesale market began the month at 130 cents/dozen and rose to 133 for much of the month, before ending at 126 cents/dozen, 11 cents below the price in 2017. Breaking stock prices lost 19 cents in December to close at 53 cents/dozen, 31 cents below the price in 2017.

(a more detailed weekly review of shell and egg products production and marketing can be found in the [weekly Egg Markets Overview](#) report.

International Trade

(trade data for November 2018 not currently available due to the lapse in Federal funding.)

TURKEY

Production

(production data for November 2018 not currently available due to the lapse in Federal funding.)

Total turkey holdings in storage on November 30 were down 5 percent from November 2017 and down 38 percent from October. Total holdings of whole frozen birds were down 63 percent monthly and 15 percent yearly, while whole toms were down 16 percent and whole hens were down 13 percent compared with last November. Stocks of white meat were up 12 percent year-over-year, and stocks of dark meat were up 4 percent.

Price

Whole frozen hen prices began the month of December at 83 cents/lb., but lost ground before the holidays, falling to \$73 before closing the month 79 cents/lb. Whole frozen toms had the same pattern, ending the month down 3 cents, at 79 cents/lb. Both the hen and the tom prices ended the year at roughly the same price as in 2017, and roughly 25 percent below the 2014 – 2016 average for the end of December. B/S breast meat prices ended down 2 cents in December at 208 cents/lb. 34 percent above 2017 but 42 percent below the historical average price. B/S thigh meat fell 1 cent to end the month at 131 cents/lb. Tom drumsticks fell 5 cents to close December at 70 cents/lb.

International Trade

(trade data for November 2018 not currently available due to the lapse in Federal funding.)

Production

(production data for November 2018 not currently available due to the lapse in Federal funding.)

Total stocks of chicken in cold storage on November 30 were down 1 percent compared with the end of October and up 4 percent compared with November 2017. Whole broiler/roaster/fryer supplies were 4 percent below October and 14 percent below last year. Breasts and breast meat stocks were up 4 percent higher month-over-month and up 8 percent year-over-year. Dark meat supplies were down 8 percent on the month and 12 percent on the year, with leg quarter holdings down 23 percent from October and down 38 percent from last November. Thighs and thigh meat stocks were up 16 percent month-over-month and up 24 percent year-over-year. Drumstick holdings were up 5 percent compared with October and up 63 percent compared with November 2017. Inventories of wings were up 31 percent on the month and up 24 percent on the year.

Price

The National composite price for whole broilers ended the month up 9 cents at 96 cents/lb. Boneless/skinless (B/S) breast prices fell 4 cents during the month to close at 84 cents/lb. Leg quarter prices fell 3 cents to 27 cents/lb. B/S thigh meat prices gained 1 cent to close at 117 cents/lb. Drumsticks lost 1 cent to 36 cents/lb. Wings added 2 cents to 148 cents/lb.

International Trade

(trade data for November 2018 not currently available due to the lapse in Federal funding.)

Production

Beef production reached a record high for the month of November at 2.31 billion pounds of beef were produced, up 1 percent from November 2017 and down 5 percent from October. Cattle slaughter totaled 2.80 million head, up 1 percent from last November and down 5 percent from October. The average live weight was down 4 pounds from last year, at 1,370 pounds. Total beef production for the first ten months of 2018 grew 3 percent from last year. November veal production was up 4 percent from last year at 6.7 million pounds, and down 8 percent from October. 55,500 calves were slaughtered in October, 31 percent fewer than in 2017. The average live weight was down 50 pounds from last year, at 210 pounds. Year-to-date veal production was 2 percent higher than in 2017.

Total beef in cold storage were down slightly from October 2018 and up 6 percent from November 2017. Boneless beef stocks increased 1 percent on a month-over-month basis and 7 percent year-over-year. Frozen beef cut inventories fell 13 percent from the month prior were down 1 percent yearly. The volume of veal in cold storage was down 7 percent from October and down 42 percent from November 2017.

Price

Live cattle prices (FOB, steers and heifers) steadily gained \$7 through December to close at \$122 per cwt, slightly below the prior year value. In the first half of the month, the beef cutout added \$6 in December to close at \$215 per cwt, 6 percent higher than 2017. The 90 percent lean boneless beef wholesale price increased \$1, 7 percent below the year before at \$196 per cwt. The 50 percent lean trim price lost \$6 in December, closing at \$61 per cwt, up 6 percent from last year. Nonpacker-owned veal carcass added \$1 to end the month at \$310 per cwt, while packer-owned veal carcasses, rose \$1 and closed at \$307 per cwt, both 6 percent below 2017. The veal cutout average held steady at \$395 per cwt, 7 percent below last year's value.

International Trade

(trade data for November 2018 not currently available due to the lapse in Federal funding.)

Production

November pork production rose to a record level for this month at 2.35 billion pounds, up 5 percent from last year and 4 percent below October. Total hog slaughter was 11.00 million head, up 5 percent from last year and 5 percent lower than the month before. The average live weight was down 1 pound from last year at 285 pounds. Accumulated pork production for January-November 2018 was 3 percent higher than last year.

Frozen pork supplies at the end of November were 11 percent lower than in October, and up 1 percent from 2017. Stocks of pork bellies were up 38 percent monthly and up 5 percent from last year. Picnics in cold storage fell 17 percent monthly and 5 percent yearly. Ham inventories were down 45 percent from October, and down 2 percent from last year. Rib holdings added 7 percent to the prior month and 8 percent to the yearly volume, while loin supplies lost 1 percent from October and fell 7 percent below 2017. Pork trimmings in cold storage were 2 percent higher monthly and 15 percent higher yearly.

Price

The negotiated carcass price for barrows and gilts continued its decent, losing \$8, to close December at \$50 per cwt, 15 percent below 2017. The pork cutout value lost \$6 through December, closing the month at \$76 per cwt, down 13 percent from last year. Trimmed, bone-in hams, 23-27 pounds held mostly steady through the month, ending down \$1 at \$51 per cwt, 21 percent lower yearly. The price for picnic meat combos, cushion-out, dropped \$14 in December, to \$55 per cwt, 33 percent below 2017. Pork trim, 72 percent lean lost \$5 to \$47 per cwt, down 28 percent from 2017. Pork belly primals lost \$28 to end at \$111 per cwt, 22 percent above 2017.

International Trade

(trade data for November 2018 not currently available due to the lapse in Federal funding.)

Production

November production of lamb and mutton was 12.8 million pounds, 4 percent higher than 2017, and down 2 percent from October. Sheep slaughter was 193,200 head, up 3 percent from last year and slightly lower than October. The average live weight was up 1 pounds from 2017 at 133 pounds. Total 2018 commercial lamb and mutton production was 5 percent higher than 2017. Lamb and mutton stocks were 4 percent lower monthly but up 31 percent year-over-year.

Price

Negotiated live slaughter lamb prices increased \$2 in December, closing the month at \$135 per cwt, 5 percent above 2017. The lamb cutout value added \$8, rising to \$391, 3 percent above the value a year ago. Leg of lamb, trotter-off values gained \$11 in December, to close at \$381 per cwt, up 9 percent from 2017. The wholesale price of boneless square-cut lamb shoulders closed the month down \$8 to \$544 per cwt, 10 percent below last year.

(a more detailed review of lamb production and marketing for the month can be found in the monthly [Lamb Markets Overview report](#).)

International Trade

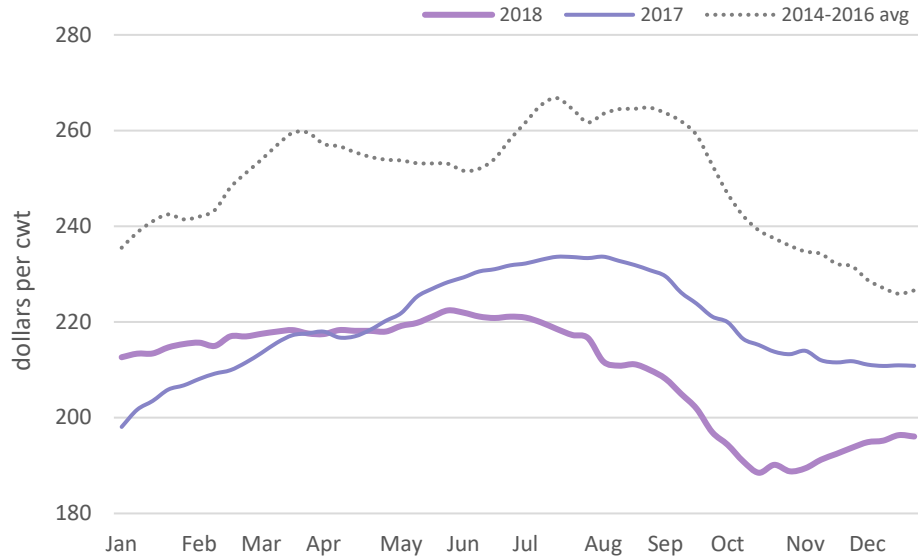
(trade data for November 2018 not currently available due to the lapse in Federal funding.)

Questions, comments, or suggestions for articles?

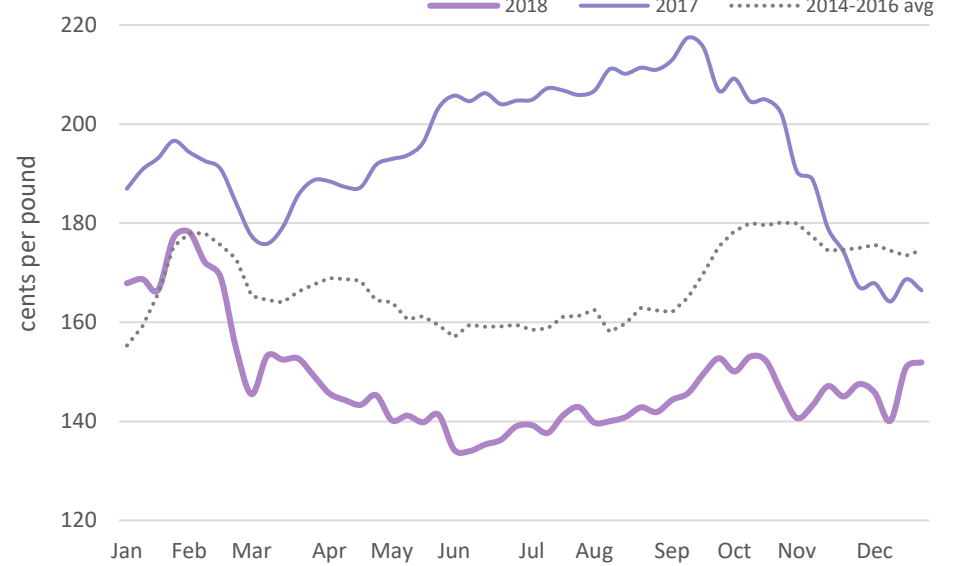
Contact Sherry.Wise@ams.usda.gov.

In accordance with Federal civil rights law and U.S. Department of Agriculture (USDA) civil rights regulations and policies, the USDA, its Agencies, offices, and employees, and institutions participating in or administering USDA programs are prohibited from discriminating based on race, color, national origin, religion, sex, gender identity (including gender expression), sexual orientation, disability, age, marital status, family/parental status, income derived from a public assistance program, political beliefs, or reprisal or retaliation for prior civil rights activity, in any program or activity conducted or funded by USDA (not all bases apply to all programs). Remedies and complaint filing deadlines vary by program or incident.

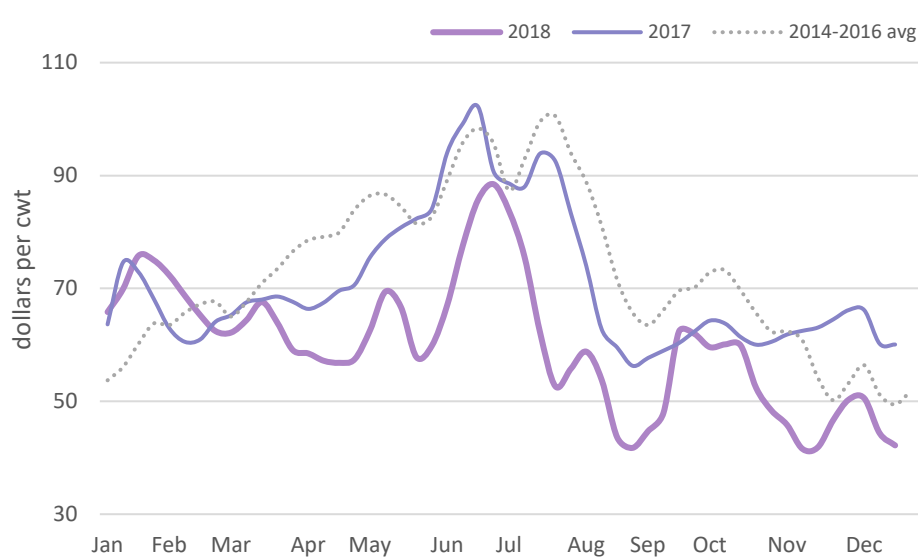
Fresh Boneless Beef, 90% Lean



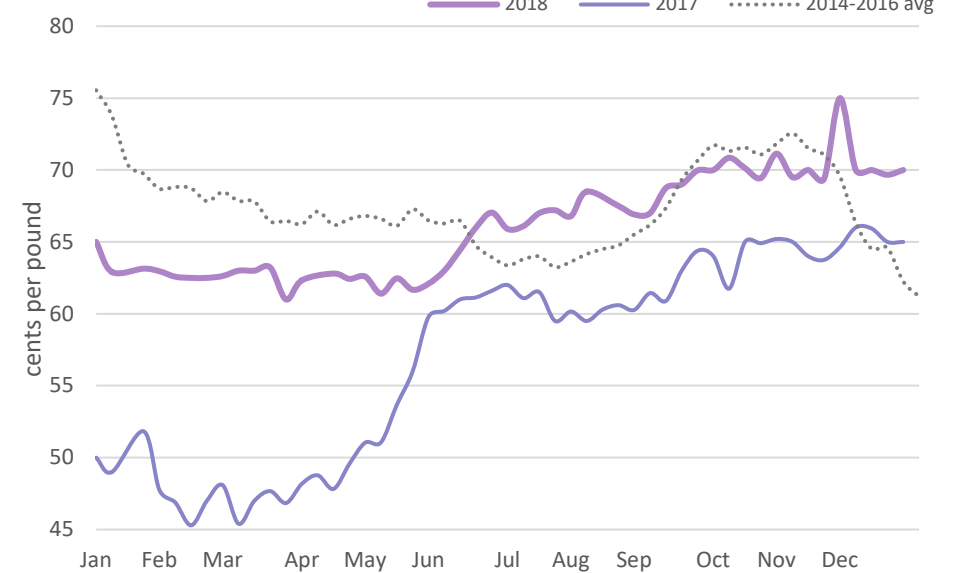
Chicken Wing Prices - Northeast



Wkly Bnls Pork Trimmings, Fresh 72% Combo



Tom Turkey Drumsticks



Prune Breakfast Month



California grows virtually all U.S. plums for prune production, 651 million pounds in 2017.

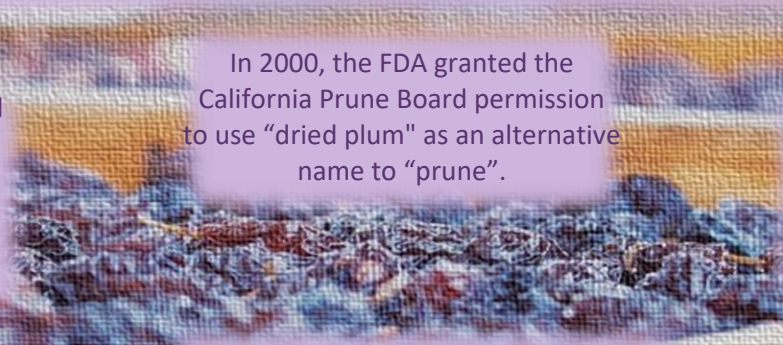
Dried Plums support bone health, heart health, digestive health, immunity and healthy aging. They are naturally low in fat and sodium and are cholesterol-free

In 2017, the U.S. exported 36% of its prunes, 31% to Japan and Germany.



Frank Crumit wrote and recorded "The Prune Song" in 1928
"No matter how young a prune may be It's always full of wrinkles"

In 2000, the FDA granted the California Prune Board permission to use "dried plum" as an alternative name to "prune".



In 1850, Louis Pellier, "The Prune King" a French vineyardist, started the modern prune industry in Mission San Jose, Calif.



In fiscal year 2018, USDA purchased 7 million pounds of prunes at a cost of \$12 million for various feeding programs, including schools.



Source: USDA AMS L&P Agricultural Analytics; NASS; FAS; and California Dried Plums