

Tocopherols

Handling/Processing

1
2
3
4
5
6
7
8
9
10
11
12
13
14
15
16
17
18
19
20
21
22
26
27
28
29
30
31
32
33
34
35
36
37
38
39
40
41
42
43
44
45
46
47
48
49
50
51
52

Identification of Petitioned Substance

	23	
Chemical Names:	24	Trade Names:
Tocopherols		CarolE™ ET and PT
5,7,8-Trimethyltolcol (alpha-tocopherol)		Covi-ox®
5,8-Dimethyltolcol (beta-tocopherol)	25	Decanox™
7,8-Dimethyltolcol (gamma-tocopherol)		Fortium® mixed tocopherols
8-Methyltolcol (delta-tocopherol)		Guardian® tocopherol extract
		Nutrabiol® T
Other Names:		Sunvitol™ MT
Mixed tocopherols		Tocobiol®
Vitamin E		Tocoblend®
		Tocomix™
		Vitapherole® T
		CAS Numbers:
		1406-66-2 (tocopherols)
		59-02-9 (vitamin E/ alpha-tocopherol)
		148-03-8 (beta-tocopherol)
		54-28-4 (gamma-tocopherol)
		119-13-1 (delta-tocopherol)

Summary of Petitioned Use

Synthetic tocopherols have been included on the National List of Allowed and Prohibited Substances (hereafter referred to as the National List) since 2001. Synthetic tocopherols are currently permitted for use in organic agriculture handling/processing as an antioxidant ingredient in foods. Specifically, tocopherols derived from vegetable oil are allowed for use as ingredients in or on processed products labeled as “organic” or “made with organic (specified ingredients or food group[s])” when rosemary extracts are not a suitable alternative (7 CFR 205.605[b]).

Characterization of Petitioned Substance

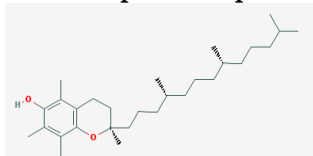
Composition of the Substance:

Tocopherols are a group of lipophilic phenolic antioxidants that occur naturally in a variety of plant species. Rich sources of naturally-occurring tocopherols include cereal grains, oilseeds, nuts, and vegetables (Burdock, 1997). The term “tocopherols” refers to structurally similar compounds that occur in nature in four forms: alpha-, beta-, gamma-, and delta-tocopherol (CIR, 2002). Tocopherols that are derived from plant products are often referred to as “mixed tocopherols” because the mixture contains all four forms of tocopherol (CIR, 2002). The molecular structure of each form of tocopherol consists of a chromanol ring connected to a long carbon side chain. Their structures vary in the number and position of the methyl groups on the ring (IOM, 2000; Burdock, 1997). The molecular structures and chemical formulas of the tocopherol compounds are shown in Figures 1–4.

The proportion of each of the tocopherol compounds present in a mixed tocopherols product is a reflection of the tocopherol profile of the particular vegetable oil(s) used to isolate the tocopherols (EFSA, 2008). A typical mixed tocopherols product consists primarily of gamma-tocopherol, followed by delta- or alpha-tocopherol, with beta-tocopherol usually the lowest proportion in the mixture (CIR, 2002; EFSA, 2008; Organic Technologies, 2013).

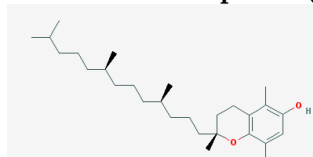
53 Mixed tocopherols for use as antioxidants in human foods are formulated as liquids or powders. Liquid mixed
 54 tocopherols are available on the market diluted with vegetable oil or prepared as synergistic mixtures with
 55 rosemary extracts, ascorbyl palmitate/ascorbic acid, or other antioxidants and synergists such as lecithin and
 56 citric acid (Pokorny et al., 2001; Kalsec, 2014a). The Joint FAO/WHO Expert Committee on Food Additives
 57 (JECFA) specification for the food additive “mixed tocopherols concentrate” states that it may contain an edible
 58 vegetable oil added to adjust the required amount of total tocopherols (JECFA, 2006). Powdered mixed
 59 tocopherols contain a carrier such as tapioca starch, gum acacia, rice maltodextrin, calcium carbonate, or silica
 60 (Organic Technologies, 2013; BASF, 2013; Kemin, 2014b; NOSB, 1995; BTSA, 2013; BTSA, 2012). Table 1 identifies
 61 the manufacturer, brand name, formulation type, and ancillary substance(s) contained in various tocopherols
 62 products that are used as antioxidants in human foods.

63 **Figure 1. Molecular Structure of alpha-Tocopherol (CAS# 59-02-9; C₂₉H₅₀O₂)**



65 Source: PubChem Compound, 2014

66 **Figure 2. Molecular Structure of beta-Tocopherol (CAS# 148-03-8; C₂₈H₄₈O₂)**



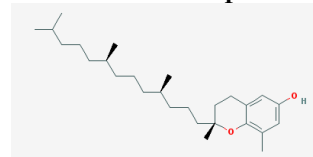
67 Source: PubChem Compound, 2014

68 **Figure 3. Molecular Structure of gamma-Tocopherol (CAS# 54-28-4; C₂₈H₄₈O₂)**



69 Source: PubChem Compound, 2014

70 **Figure 4. Molecular Structure of delta-Tocopherol (CAS# 119-13-1; C₂₇H₄₆O₂)**



71 Source: PubChem Compound, 2014

72 **Table 1. Commercially Available Tocopherols Products Used as Antioxidants in Foods**

73 Manufacturer	74 Product Name	75 Formulation	76 Ancillary Substance(s)	77 Source(s)
Advanced Organic Technologies (Buenos Aires, Argentina)	Tocomix™	Liquid	Sunflower oil	AOM, 2014
Archer Daniels Midland Company (Decatur, IL)	Decanox™	Liquid	Unknown	ADM, 2014
		Powder	Unknown	

Manufacturer	Product Name	Formulation	Ancillary Substance(s)	Source(s)
BASF (Germany)	Covi-ox®	Liquid	Soybean oil	Brenntag Specialties, Inc., date unknown; BASF, 2013
		Powder	Gum acacia	
BTSA (Madrid, Spain)	Tocobiol®	Liquid	Sterols, squalene, monodiglycerides*, soybean or sunflower oil	BTSA, 2014a; BTSA, 2013
		Powder	Calcium carbonate	
	Nutrabiol® T	Liquid	Soybean or sunflower oil	BTSA, 2014b; BTSA, 2012
		Powder	Silica	
DuPont Danisco (global)	Guardian® tocopherol extract	Unknown	Unknown	DuPont Nutrition and Health, 2014a
Kemin Industries, Inc. (Des Moines, IA)	Fortium® mixed tocopherols	Liquid	Sunflower oil	Kemin, 2014a; 2014b
		Powder	Rice maltodextrin	
Nutralliance (supplier) (Yorba Linda, CA)	Sunvitol™ MT	Powder	Unknown	Nutralliance, 2014
Organic Technologies (Coshocton, OH)	Natural mixed tocopherols	Liquid	Organic sunflower oil	Organic Technologies, 2013
		Powder	Tapioca starch	
Sigma-Aldrich (St. Louis, MO)	Mixed tocopherols	Liquid	Unknown	Sigma-Aldrich Co. LLC, 2014
The Scoular Company (Minneapolis, MN)	Natural source mixed tocopherols	Liquid	Unknown	The Scoular Company, 2014
		Powder	Unknown	
Vitablend (Wolvega, The Netherlands)	Tocoblend®	Liquid	Unknown	Vitablend, 2014
		Powder	Unknown	
VitaeNaturals (Toledo, Spain)	Vitapherole® T	Liquid	Unknown	Vitae Caps S.A., 2012
		Powder	Unknown	
Wilmar Spring Fruit Nutrition Products Co. (Jiangsu, China)	Natural mixed tocopherols	Liquid	Soybean or sunflower oil	Wilmar International Ltd., 2014
		Powder	Unknown	
ZMC-USA (The Woodlands, TX)	Carole™ ET and PT	Liquid	Unknown	ZMC-USA, date unknown
		Powder	Unknown	

81 * Piñol del Olmo (date unknown) reports that sterols, squalene, and monodiglycerides are naturally present in Tocobiol® from the source
82 vegetable oil.
83

84 **Source or Origin of the Substance:**

85 Tocopherols for use as antioxidants in foods are commonly extracted from the distillate obtained in the
86 deodorization of vegetable oils (e.g., soybean, canola, sunflower, corn, cottonseed) (Burdock, 1997).

87 Tocopherols are separated from the other compounds in the oil distillate by multiple extraction and
88 refining steps. These steps can include solvent extraction, chemical treatment, crystallization, complexation,
89 and vacuum or molecular distillation (Burdock, 1997; EFSA, 2008; Torres et al., 2011). The total tocopherol
90 content of the resulting product is usually 30–80% (Burdock, 1997); the remaining product consists of
91 triacylglycerols (the main constituents of vegetable oil) (Pokorny et al., 2001). Liquid forms of mixed
92 tocopherols are commercially available diluted in vegetable oils (Pokorny et al., 2001) and are also available
93 as synergistic mixtures with rosemary extracts, ascorbyl palmitate/ascorbic acid, lecithin and/or citric acid
94 (Pokorny et al., 2001; Kalsec, 2014a). Powdered forms of tocopherols are produced by spray-drying the
95 liquid tocopherol oils onto a carrier or mixture of carriers (NOSB, 1995; ADM, 2014; Brenntag Specialties,
96 Inc., date unknown).

97
98 Pokorny (2007) reported that natural tocopherol concentrate may also be obtained from wheat or corn
99 germ. No other information was found on the use of wheat or corn germ as commercial sources of
100 tocopherols.

101 102 **Properties of the Substance:**

103 The liquid form of tocopherols is described as a light brown to red viscous liquid with the odor of
104 vegetable oil (JECFA, 2006). It is insoluble in water but miscible with oils and fats. The powdered form of
105 tocopherols is described as a tan or tan-to-reddish colored powder that is water dispersible (Organic
106 Technologies, 2013; ADM, 2014; Brenntag Specialties, Inc., date unknown).

107 108 **Specific Uses of the Substance:**

109 Tocopherols function as an antioxidant ingredient used for the stabilization of food products that contain
110 lipids (i.e., fats and oil) susceptible to oxidative rancidity. Tocopherols protect food against oxidation
111 reactions caused by free radicals (Shahidi and Wanasundara, 2011) (see the Action of the Substance section
112 for more detail). This action helps to preserve the taste and nutritional value of the food. Tocopherols are
113 used as additives in many different food categories including dairy products, cereals, frozen green
114 vegetables, margarine, fresh and frozen sausages, vegetable oils, soft drinks, snacks and nuts, salad
115 dressings, soup bases, seasonings, dehydrated potatoes, processed meats and poultry, and baked products
116 (Shahidi and Wanasundara, 2011).

117
118 Typical usage levels of tocopherols in foods vary from about 100–450 parts per million (ppm) based on the
119 fat or oil content of the food (Lampi et al., 2002; Brenntag Specialties, Inc., date unknown). Concentrations
120 of up to 2,000 ppm may be necessary for oils containing highly polyunsaturated fatty acids (Brenntag
121 Specialties, Inc., date unknown).

122
123 Tocopherols are used in dietary supplements and in a wide variety of cosmetic formulations, functioning
124 as an antioxidant to protect the formulation and/or a skin conditioning agent. The usage levels are
125 reported to be ≤5% in such products (CIR, 2002). Tocopherols are also used as an antioxidant ingredient in
126 conventional livestock feed and pet food (ADM, 2014; Organic Technologies, 2013).

127 128 **Approved Legal Uses of the Substance:**

129 Tocopherols are permitted by the U.S. Food and Drug Administration (FDA) as chemical preservatives in
130 every human food category and are affirmed as generally recognized as safe (GRAS) by FDA when used as
131 chemical preservatives (21 CFR 182.3890) or nutrients (21 CFR 182.8890) in food for human consumption in
132 accordance with good manufacturing practice. Their use is limited to 0.03% in rendered animal fats;
133 however, a 30% concentration of tocopherols in vegetable oils shall be used when added as an antioxidant
134 to products designated as “lard” or “rendered pork fat.” For meat products, levels are not to exceed 0.03%
135 based on the total fat content and are not to be used in combination with other antioxidants. Levels of
136 0.03% or 0.02% (when in combination with other antioxidants) based on fat content are used in poultry
137 products (9 CFR 424.21).

138
139 Tocopherols are also affirmed as GRAS by FDA when used as chemical preservatives (21 CFR 582.3890)
140 and nutrients and/or dietary supplements in animal feeds (21 CFR 582.5890) in accordance with good
141 manufacturing or feeding practice.

142
143 **Action of the Substance:**
144 Tocopherols are added to foods to help prevent oxidation of the fatty acids present in the lipid components
145 of the food. Polyunsaturated fatty acids¹ are the least stable components of lipids and readily react with
146 oxygen in the air (Pokorny, 2007). Saturated fatty acids² are oxidized as well, but at higher temperatures.
147 Oxidation begins when oxygen is converted to highly reactive free radicals (e.g., oxygen ions, peroxides)
148 by metal catalysis or exposure to light (Hardy and Roley, 2000). The free radicals attack fatty acids through
149 the addition of oxygen atoms along their carbon chains. Upon oxidation, the fatty acids form more free
150 radicals that start a chain reaction of further oxidation, eventually leading to the formation of secondary
151 oxidation products—low molecular weight compounds including aldehydes, ketones, alcohols, and
152 hydrocarbons. These compounds reduce the sensory qualities of the food by causing off-odors and off-
153 flavors and changes in color and texture that together are referred to as oxidative rancidity of the food
154 (Pokorny, 2007; Rasor and Duncan, 2014). Repeatedly consuming foods with oxidized lipids may be
155 harmful to human health (Kanner, 2007). The addition of tocopherols at the optimum concentration in food
156 can prevent oxidative rancidity (Pokorny, 2007).

157
158 Antioxidants are compounds that delay autoxidation by inhibiting the formation of free radicals or by
159 interrupting the propagation of free radicals (Brewer, 2011). There are several different mechanisms by
160 which antioxidants can delay autoxidation. Tocopherols are sacrificial antioxidants because they donate
161 their phenolic hydrogen atoms to free radicals thereby converting them to stable and nonreactive forms.
162 This prevents free radicals from attacking the fatty acids in the food (Hardy and Roley, 2000). In fats and
163 oils, the antioxidant activity of the various tocopherols decreases in the order of delta > gamma > beta >
164 alpha (Pokorny, 2007).

165
166 **Combinations of the Substance:**
167 Tocopherols can be used alone or in combination with other antioxidants and synergists such as rosemary
168 extract, ascorbyl palmitate/ascorbic acid, lecithin, or citric acid (Pokorny et al., 2001; Kalsec, 2014a). Liquid
169 mixed tocopherols for use in food are commonly available on the market diluted in a vegetable oil, such as
170 sunflower or soybean oil (Organic Technologies, 2013; Brenntag Specialties, Inc., date unknown).
171 Powdered mixed tocopherols contain a carrier such as tapioca starch, gum acacia, rice maltodextrin,
172 calcium carbonate, or silica (Organic Technologies, 2013; BASF, 2013; Kemin, 2014; NOSB, 1995; BTSa,
173 2013; BTSa, 2012).

174
175 Tocopherols products are commonly formulated with ancillary substances including those listed below:
176

- 177 • Vegetable oil—an agricultural product not specifically named on the National List
- 178 • Tapioca starch (also known as tapioca flour)—an agricultural product not specifically named on
179 the National List
- 180 • Acacia gum (gum arabic)—an agricultural product generally used as a stabilizer, emulsifier, and
181 thickener in foods; nonorganically produced gum arabic (water extract only) is allowed as an
182 ingredient in or on processed products labeled as “organic” (7 CFR 205.606 [k]); a direct food
183 substance affirmed as GRAS (21 CFR 184.1330)
- 184 • Maltodextrin—a synthetic substance derived from a starch, not included on the National List; a
direct food substance affirmed as GRAS (21 CFR 184.1444)

¹Polyunsaturated fatty acids, or polyunsaturated fats, are fat molecules that have more than one double bond in the molecule. Foods high in polyunsaturated fats include plant-based oils. These oils are typically liquid at room temperature, but start to turn solid when chilled. Sources include nuts, seeds, tofu, and soybeans. Polyunsaturated fats can help reduce bad cholesterol levels in the bloodstream (American Heart Association, 2014a).

²Saturated fatty acids, or saturated fats, are fat molecules that have no double bonds between carbon atoms. Foods high in saturated fats include animal products such as meat, poultry with skin, lard and cream, butter, cheese, and other dairy products made with whole or 2% milk. Some plant-based oils also have saturated fats (e.g., palm oil, coconut oil). Saturated fats are typically solid at room temperature (American Heart Association, 2014b).

- 185
- 186
- 187
- 188
- 189
- 190
- 191
- 192
- Calcium carbonate – a nonagricultural, nonsynthetic substance allowed as an ingredient in or on processed products labeled as “organic” or “made with organic (specified ingredients or food group[s])” (7 CFR 205.605[a]); a direct food substance affirmed as GRAS (21 CFR 184.1191)
 - Silica – also known as silicon dioxide, a nonagricultural synthetic substance allowed as an ingredient in or on processed products labeled as “organic” or “made with organic (specified ingredients or food group[s]),” permitted as a defoamer only; allowed for other uses when organic rice hulls are not commercially available (7 CFR 205.605[b])

193 Tocopherols may be used in combination with other antioxidants and synergists including those listed
194 below:

- 195
- 196
- 197
- 198
- 199
- 200
- 201
- 202
- 203
- 204
- 205
- 206
- 207
- 208
- Rosemary extract – an agricultural product not specifically named on the National List
 - Ascorbyl palmitate – a synthetic form of vitamin C; not specifically named on the National List
 - Ascorbic acid – a nonagricultural, synthetic substance allowed as an ingredient in or on processed products labeled as “organic” or “made with organic (specified ingredients or food group[s])” (7 CFR 205.605[b])
 - Lecithin – an agricultural product generally used as an emulsifier in foods; nonorganically-produced lecithin (de-oiled) is allowed as an ingredient in or on processed products labeled as “organic,” (7 CFR 205.606[o]) and is permitted only when an organic form is not commercially available
 - Citric acid – a nonagricultural, nonsynthetic substance allowed as an ingredient in or on processed products labeled as “organic” or “made with organic (specified ingredients or food group[s])” (7 CFR 205.605[a]) and is permitted only when produced by microbial fermentation of carbohydrate substances

Status

209

210

211 **Historic Use:**

212 Tocopherols were first used as antioxidants in food in 1949 (Burdock, 1997). Today, they are used in a
213 variety of processed foods and animal feeds. Synthetic tocopherols have been included on the National List
214 since 2001. The material was first reviewed by the NOSB in 1995 (NOSB, 1995). Tocopherols have been
215 used in cosmetic formulations for many years (CIR, 2002).

216

217 **Organic Foods Production Act, USDA Final Rule:**

218 Tocopherols (derived from vegetable oil when rosemary extracts are not a suitable alternative) are included
219 on the National List as a synthetic nonagricultural substance allowed as an ingredient in or on processed
220 products labeled as “organic” or “made with organic (specified ingredients or food group[s])” (7 CFR
221 205.605[b]).

222

223 Mixed tocopherols contain alpha-tocopherol, a form of vitamin E. Nutrient vitamins and minerals (in
224 accordance with 21 CFR 104.20, Nutritional Quality Guidelines For Foods) are included on the National
225 List as synthetic substances allowed as ingredients in or on processed products labeled as “organic” or
226 “made with organic (specified ingredients or food group[s])” (7 CFR 205.605[b]). Vitamins and minerals
227 are an allowed category under Section 2118 of the Organic Foods Production Act of 1990 (OFPA).

228

229 **International:**

230 **Canadian General Standards Board (CGSB) Permitted Substances List**

231 Tocopherols and mixed natural concentrates (derived from vegetable oil when rosemary extracts are not a
232 suitable alternative) are included on the Canadian General Standards Board (CGSB) Permitted Substances
233 List as a nonorganic ingredient classified as a food additive (CGSB, 2011). Tocopherols are not specifically
234 permitted by the CGSB for use as antioxidants in organic livestock production. Antioxidants for use in
235 livestock feed must be from nonsynthetic sources (only water, alcohol, and acid and base extracts
236 permitted by the standard) (CGSB, 2011).

238 The CGSB Organic Aquaculture Standards do not specifically list tocopherols for use as feed additives in
239 organic aquaculture (CGSB, 2012). Antioxidants for use as feed additives must be from nonsynthetic
240 sources (only water, alcohol, and acid and base extracts permitted by CAN/CGSB-32.310 and CAN/CGSB-
241 32.311). Synthetic sources of antioxidants are permitted when legally required.

242
243 **CODEX Alimentarius Commission, Guidelines for the Production, Processing, Labelling and Marketing**
244 **of Organically Produced Foods (GL 32-1999)**

245 “Tocopherols, mixed natural concentrates” are listed as ingredients of nonagricultural origin that are
246 permitted for use in organically processed plant products by the CODEX Alimentarius Commission (2001).
247 Tocopherols are not specifically permitted for use in organic livestock feed by the CODEX Alimentarius
248 Commission; however, antioxidants from natural sources are allowed.

249
250 **European Economic Community (EEC) Council Regulation, EC No. 834/2007 and 889/2008**
251 Tocopherol-rich extract (as an antioxidant for fats and oils) is listed as a substance permitted in the
252 European Union for use in the preparation of organic foodstuffs of plant and animal origin (Commission of
253 the European Communities, 2008). “Tocopherol-rich extracts of natural origin used as an antioxidant” are
254 permitted as feed additives in organic livestock production. In addition, all “natural antioxidant
255 substances” are permitted in feed specifically for aquaculture animals (Commission of the European
256 Communities, 2009).

257
258 **Japan Agricultural Standard (JAS) for Organic Production**

259 “Mix tocopherol” is listed by the Japan Agricultural Standard (JAS) for Organic Production as a substance
260 permitted for use in organically processed foods of plant and animal origin (Japanese Ministry of
261 Agriculture, Forestry and Fisheries, 2012). In the case of processed foods of animal origin, its use is limited
262 to processed meat products. Tocopherols are not specifically listed by the JAS for Organic Production for
263 use in organic livestock production. Feed additives are only permitted for use in organic livestock
264 production if they are natural substances or derived from natural substances without being chemically
265 treated (Japanese Ministry of Agriculture, Forestry and Fisheries, 2012).

266
267 **International Federation of Organic Agriculture Movements (IFOAM)**

268 “Tocopherols, mixed natural concentrates” are listed by International Federation of Organic Agriculture
269 Movements (IFOAM) as food additives permitted for use in organically processed foods (IFOAM, 2014).
270 Synthetic forms may be used only if organic and natural sources are not available. Tocopherols are not
271 specifically listed by IFOAM for use in organic livestock or aquatic animal production. However, all
272 preservatives (except when used as a processing aid) are prohibited in the diet of organic livestock and
273 aquatic animals (IFOAM, 2014).

274

Evaluation Questions for Substances to be used in Organic Handling

275

276
277 **Evaluation Question #1: Describe the most prevalent processes used to manufacture or formulate the**
278 **petitioned substance. Further, describe any chemical change that may occur during manufacture or**
279 **formulation of the petitioned substance when this substance is extracted from naturally occurring plant,**
280 **animal, or mineral sources (7 U.S.C. § 6502 (21)).**

281

282 Processes used to manufacture tocopherol products are described by several sources that are summarized
283 here. The conventional methods used to manufacture tocopherols from vegetable oil and vegetable oil
284 byproducts include solvent extraction, chemical treatment, crystallization, complexation, and vacuum or
285 molecular distillation (Torres et al., 2011).

286

287 The 1995 Technical Advisory Panel (TAP) Report for Tocopherols, which reviewed the use of tocopherols
288 as a food antioxidant, stated that tocopherols are made via vacuum steam distillation of edible vegetable oil
289 products (NOSB, 1995). The European Food Safety Authority (EFSA) also reported that mixed tocopherols
290 are obtained via vacuum steam distillation of edible vegetable oil products (EFSA, 2008). The raw material
291 used for the manufacturing of tocopherols is reported to be a byproduct of vegetable oil refining (e.g.,
292 deodorizer distillate). Common vegetable oils being used include soybean, rapeseed, sunflower, corn, and

293 cottonseed oils. The vegetable oil byproduct undergoes a combination of purification and distillation steps
294 to produce the mixed tocopherols material. The stereochemistry of the tocopherol compounds is reportedly
295 preserved so that the mixed tocopherols are identical to the various forms of tocopherols found in the
296 natural source material (EFSA, 2008).

297
298 Burdock (1997) reported that tocopherols are extracted from vegetable oil deodorizer distillate. Deodorizer
299 distillate, obtained from the deodorization process of vegetable oil refining, is a complex mixture
300 containing many compounds including tocopherols, tocotrienols, sterols, esters of sterols, free fatty acids,
301 and mono-, di-, and triglycerides. The other compounds can be separated from tocopherols through a
302 series of steps that may include esterification with a lower alcohol followed by washing and vacuum
303 distillation, or by saponification or fractional liquid-liquid extraction (Burdock, 1997). The tocopherols can
304 be further purified using one or more of the following processes: molecular distillation, extraction, and/or
305 crystallization. The total tocopherol content of the resulting product is usually 30–80% (Burdock, 1997); the
306 remaining product consists of triacylglycerols (the main constituents of vegetable oil) (Pokorny et al., 2001).

307
308 In a petition for listing tocopherols on the National List as a synthetic substance allowed for use in organic
309 aquatic animal production, the Aquaculture Working Group indicated that mixed tocopherols are
310 extracted from soybean oil using solvent extraction. The soybean oil is extracted from beans also using
311 solvent extraction. Hexane was reported as a commonly-used solvent, and other solvents may include
312 ethanol, isopropanol, acetone, isopentane, isohexane, trichloroethylene, or petroleum ether (Aquaculture
313 Working Group, 2012; Oreopoulou and Tzia, 2010).

314
315 In a 2012 document, EFSA reported that tocopherols are produced from vegetable oils through a series of
316 extraction steps that include crystallization, multiple distillations, and, finally, a standardization of the
317 additive with vegetable oil (EFSA, 2012). The Joint FAO/WHO Expert Committee on Food Additives
318 (JECFA) also reported that a vegetable oil may be added to the purified tocopherols mixture in order to
319 adjust the required amount of total tocopherols in the product (JECFA, 2006). Powdered tocopherol
320 products are produced by spray-drying a liquid tocopherol product onto a carrier or mixture of carriers
321 such as tapioca starch, gum acacia, rice maltodextrin, calcium carbonate, or silica (Organic Technologies,
322 2013; BASF, 2013; Kemin, 2014; NOSB, 1995; BTSa, 2013; BTSa, 2012).

323
324 The Spanish manufacturer BTSa produces Tocobiol®, a mixed tocopherols product, using short path
325 molecular distillation of vegetable oils (BTSa, 2014a). The manufacturer claims that this product is unique
326 because it preserves high levels of the naturally-occurring sterols, squalene and mono-diglycerides, from
327 the vegetable oils and is produced using only physical processes (i.e., no solvents or chemicals are added)
328 (Piñol del Olmo, date unknown).

329
330 Alternative methods of manufacturing tocopherols from vegetable oil byproducts have been reported in
331 the literature, including supercritical carbon dioxide extraction that minimizes environmental impact
332 compared with conventional extraction with organic solvents. Although conventional extraction
333 techniques are still widely used to isolate natural products, many industries (e.g. food, pharmaceutical,
334 chemical, and fuel industries) are interested in supercritical fluid extraction as evidenced by numerous
335 scientific papers and patents utilizing this technique (Mendiola et al., 2013). It is unclear if this technique is
336 currently being used to commercially manufacture tocopherols.

337
338 Alternative feedstocks for the production of tocopherols have also been reported in the literature and
339 include palm oil, soybean, rice bran, and olive tree leaves (de Lucas et al., 2002). According to Pokorny
340 (2007), natural tocopherol concentrates may be obtained from wheat or corn germ.

341
342 **Evaluation Question #2: Discuss whether the petitioned substance is formulated or manufactured by a**
343 **chemical process, or created by naturally occurring biological processes (7 U.S.C. § 6502 (21)). Discuss**
344 **whether the petitioned substance is derived from an agricultural source.**

345
346 The available sources indicate that tocopherols for use as antioxidants in food are derived from natural
347 plant sources via chemical and physical processes that are used alone or in combination (Torres et al.,

2011). Following the processes used to extract and purify tocopherols, the compounds that remain are in the same form as in the naturally-occurring source plant materials.

Tocopherols are extracted from a natural plant material (vegetable oil) through many different steps. Most of the available sources indicate that a byproduct of vegetable oil refining (deodorizer distillate) is commonly used as the raw material for the manufacturing of tocopherols. Deodorizer distillate is reported to be an important commercial source of tocopherols (Verleyen et al., 2001). Deodorization is the final step in the chemical refining of edible vegetable oils. It is a steam distillation process used to remove undesirable ingredients to produce oil with characteristic mild odor and flavor (Medina-Juarez and Gamez-Meza, 2011). Vegetable oil deodorizer distillate is not an agricultural source marketed for human consumption; however, it is derived from an agricultural source (vegetable oil).

The extraction of tocopherols from vegetable oil byproducts may include one or more of the following chemical processes: esterification, saponification, solvent extraction, and/or crystallization using a solvent (see the response to Evaluation Question #1). Physical separation methods may also be used during the extraction of tocopherols, and these include various distillation steps. At least one manufacturer of a mixed tocopherols product claims to manufacture its product using physical process only. Specifically, the Spanish manufacturer BTSA produces a mixed tocopherols product – Tocobiol® – through short path molecular distillation of vegetable oils, claiming that no solvents or chemicals are added during the manufacturing process (BTSA, 2014a; Piñol del Olmo, date unknown).

Esterification is a chemical process that can be used to prepare the deodorizer distillate for easier separation of the tocopherols. The tocopherol compounds themselves are not meant to be esterified in this step although they may react to a limited extent (Barnicki et al., 1996). Rather, esterification is used to convert the volatile alcohols in vegetable oils into less volatile fatty acid esters (Ogbonna, 2009). The tocopherols can then be separated from the other compounds with different boiling points using distillation at different temperatures. One example of this is explained in U.S. Patent No. 5,512,691 (Barnicki et al., 1996). According to this document, esterification occurs when the distillate is heated under high pressure. An acid may be added as a catalyst (e.g., butyl stannic acid, zinc acetate, phosphoric acid, dibutyl tin oxide, or other mild mineral acids), and additional C₁₀-C₂₂ fatty acids may be added to the solution (Barnicki et al., 1996). Nagao et al. (2005) report that a lipase such as *Candida* sp. lipase may be used as a catalyst during esterification instead of an acid. During the reaction steps, the sterols present in the distillate react with the free fatty acids to form sterol esters; the alcohol moieties react to form fatty acid esters and waxes; and the mono- and di- fatty acid glycerides are converted to triglycerides (Barnicki et al., 1996). The unchanged tocopherols are then separated from these compounds through a series of distillations.

Saponification is another chemical process that can be used to prepare the deodorizer distillate for easier separation of the tocopherols. One example of this is explained in U.S. Patent Application No. US 2008/0015367 A1 (Dobbins et al., 2008). According to this document, the phytosterol fatty acid esters present in the deodorizer distillate can be saponified with potassium hydroxide forming a solvent medium of methanol, water, and the potassium soaps of fatty acids. The tocopherols remain unsaponified and can be recovered via acidification of the mixture with a dilute aqueous solution of a mineral acid followed by separation of the water-immiscible mixture and fractional distillation (Dobbins et al., 2008).

In a petition for listing tocopherols on the National List as a synthetic substance allowed for use in organic aquatic animal production, the Aquaculture Working Group (2012) indicated that mixed tocopherols are extracted from soybean oil using solvent extraction. Hexane was reported as a commonly used solvent, and other solvents may include ethanol, isopropanol, acetone, isopentane, isohexane, and trichloroethylene (Aquaculture Working Group, 2012). Oreopoulou and Tzia (2010) also reported that nonpolar solvents such as hexane and petroleum ether can be used for the extraction of tocopherols.

No sources were identified that discuss whether the synthetic materials used in the extraction of tocopherols remain in the final product in any significant amounts.

403 **Evaluation Question #3: If the substance is a synthetic substance, provide a list of nonsynthetic or**
404 **natural source(s) of the petitioned substance (7 CFR § 205.600 (b) (1)).**
405

406 Many of the commercially available mixed tocopherols products are advertised as “natural source” or
407 “natural mixed tocopherols;” however, the available information indicates that these claims are related to
408 the fact that the tocopherol compounds in the products are the same as those occurring in nature, and the
409 products are derived from natural sources (i.e., various vegetable oils). The end products themselves are
410 typically manufactured using chemical processes and are therefore synthetic. Only one manufacturer was
411 identified that claimed its product was manufactured completely by a physical process (short path
412 molecular distillation) without the use of solvents or added chemicals (BTSA, 2014a; Piñol del Olmo, date
413 unknown).

414
415 Wheat germ oil extracted by physical means is a natural product that is high in tocopherols. Analyses show
416 that it contains around 1,900 µg/g total tocopherols (<1%) (Herting and Drury, 1963). For comparison,
417 commercially available mixed tocopherols concentrates contain between 30-90% total tocopherols. No
418 sources were found describing the use of wheat germ oil or other natural sources of tocopherols as
419 antioxidants in processed foods.

420
421 **Evaluation Question #4: Specify whether the petitioned substance is categorized as generally**
422 **recognized as safe (GRAS) when used according to FDA’s good manufacturing practices (7 CFR §**
423 **205.600 (b)(5)). If not categorized as GRAS, describe the regulatory status.**
424

425 Tocopherols are affirmed as generally recognized as safe (GRAS) by FDA when used as chemical
426 preservatives (21 CFR 182.3890) or nutrients (21 CFR 182.8890) in food for human consumption in
427 accordance with good manufacturing practice.

428
429 **Evaluation Question #5: Describe whether the primary technical function or purpose of the petitioned**
430 **substance is a preservative. If so, provide a detailed description of its mechanism as a preservative (7**
431 **CFR § 205.600 (b)(4)).**
432

433 The primary technical function of tocopherols in processed foods is a preservative. Tocopherols function as
434 an antioxidant ingredient used for the stabilization of food products that contain lipids (i.e., fats and oil)
435 susceptible to oxidative rancidity. Tocopherols protect food against oxidation reactions caused by free
436 radicals (Shahidi and Wanasundara, 2011) (refer to Action of the Substance section for more detail). This
437 action helps to preserve the taste and nutritional value of the food. Tocopherols are used as an antioxidant
438 preservative in many different food categories including dairy products, cereals, frozen green vegetables,
439 margarine, fresh and frozen sausages, vegetable oils, soft drinks, snacks and nuts, salad dressings, soup
440 bases, seasonings, dehydrated potatoes, processed meats and poultry, and baked products (Shahidi and
441 Wanasundara, 2011).

442
443 Tocopherols may also be used as a nutrient (source of vitamin E) in food or supplements for human
444 consumption.

445
446 **Evaluation Question #6: Describe whether the petitioned substance will be used primarily to recreate or**
447 **improve flavors, colors, textures, or nutritive values lost in processing (except when required by law)**
448 **and how the substance recreates or improves any of these food/feed characteristics (7 CFR § 205.600**
449 **(b)(4)).**
450

451 Tocopherols are not added to foods to recreate or improve flavors, colors, textures, or nutritive values lost
452 in processing. They are used to prevent and delay oxidative rancidity in lipid-containing foods thereby
453 preserving the flavor and nutritional value of the food and increasing its shelf life (Shahidi and
454 Wanasundara, 2011).

455

456 **Evaluation Question #7: Describe any effect or potential effect on the nutritional quality of the food or**
457 **feed when the petitioned substance is used (7 CFR § 205.600 (b)(3)).**
458

459 Tocopherols have an effect on the nutritional quality of foods because of their antioxidant properties.
460 Mixed tocopherols contain alpha-tocopherol, a form of vitamin E. Tocopherols protect food against
461 oxidation reactions caused by free radicals (Shahidi and Wanasundara, 2011) and this action helps to
462 preserve the taste and nutritional value of the food.
463

464 **Evaluation Question #8: List any reported residues of heavy metals or other contaminants in excess of**
465 **FDA tolerances that are present or have been reported in the petitioned substance (7 CFR § 205.600**
466 **(b)(5)).**
467

468 No reports of residues of heavy metals or other contaminants in excess of FDA tolerances have been
469 identified for tocopherols. No substances listed on FDA's Action Levels for Poisonous or Deleterious
470 Substances in Human Food have been reported as contaminants of concern in tocopherols.
471

472 **Evaluation Question #9: Discuss and summarize findings on whether the manufacture and use of the**
473 **petitioned substance may be harmful to the environment or biodiversity (7 U.S.C. § 6517 (c) (1) (A) (i)**
474 **and 7 U.S.C. § 6517 (c) (2) (A) (i)).**
475

476 The process to manufacture tocopherols may be harmful to the environment if organic solvents and other
477 chemicals are used. As described in the response to Evaluation Questions #1 and #2, organic solvents and
478 other chemicals may be used in the commercial extraction of tocopherols from vegetable oil. If these
479 chemicals are released into the environment through waste streams, then environmental contamination
480 could occur. No sources were found that discussed environmental contamination resulting from the
481 manufacturing of tocopherols.
482

483 It is unlikely that the uses of tocopherols as an antioxidant in human foods or its breakdown products are
484 harmful to the environment or biodiversity. Tocopherols are abundant in plant tissues (DellaPenna and
485 Pogson, 2006) and, therefore, are naturally abundant in the environment. Vitamin E (alpha-tocopherol) is
486 an essential nutrient in the diet of all mammals (DellaPenna and Pogson, 2006).
487

488 Tocopherols are easily oxidized in the presence of light or metals or when exposed to high temperatures or
489 alkaline pH conditions (Lampi et al., 2002). Oxidative degradation of tocopherols results in the formation of
490 tocopheroxides, tocopherol quinones, and tocopherol hydroquinones (Gregory, 1996). Further oxidation
491 and rearrangement reactions can lead to the formation of many other compounds. Pokorny (2007) stated
492 that, by reaction with free radicals, tocopherols are converted to quinones, spirodimers, copolymers with
493 oxidized lipids, and various other compounds. Quinones are a group of compounds that are ubiquitous in
494 nature, and they occur naturally in plants, fungi, and bacteria (Monks and Jones, 2002). Tocopherol
495 spirodimer is a major product of tocopherol oxidation in vivo and is found in animal tissues (Al-Malaika,
496 2004). In conclusion, tocopherols and its breakdown products occur naturally in the environment;
497 therefore, the use of tocopherols as an antioxidant ingredient in food does not raise environmental
498 concerns.
499

500 No sources were found that discussed the possible persistence of tocopherols in the environment.
501 Concentrations of tocopherols or its breakdown products in the environment were also not found.
502

503 **Evaluation Question #10: Describe and summarize any reported effects upon human health from use of**
504 **the petitioned substance (7 U.S.C. § 6517 (c) (1) (A) (i), 7 U.S.C. § 6517 (c) (2) (A) (i) and 7 U.S.C. § 6518**
505 **(m) (4)).**
506

507 It is unlikely that the use of tocopherols as an antioxidant in foods is harmful to human health. Tocopherols
508 are a natural part of the human diet, with a large proportion of intake coming from tocopherols naturally
509 present in vegetable oils (IOM, 2000). Tocopherols are affirmed as GRAS by FDA when used as chemical
510 preservatives or nutrients in food for human consumption in accordance with good manufacturing practice
511 (21 CFR 182.3890, 182.8890). Reports of adverse effects of tocopherols in humans are limited to studies and

512 cases involving supplementation with high levels of alpha-tocopherol, the most biologically active form of
513 tocopherol in humans.

514
515 As stated above, tocopherols are a natural part of the human diet. Gamma-tocopherol is the most
516 prominent form present in the American diet (Yang et al., 2012). The various forms of tocopherols are not
517 interconvertible within the human body, and alpha-tocopherol is the only form that has vitamin E activity
518 for humans (IOM, 2000). The Recommended Dietary Allowance (RDA) for vitamin E (as alpha-tocopherol)
519 set by the Institute of Medicine (IOM, 2000) ranges from 6 mg/day for young children to 15 mg/day for
520 adults (19 mg/day for lactating women). The Tolerable Upper Intake Level (UL) for alpha-tocopherol
521 ranges from 200 mg/day for young children to 1,000 mg/day for adults. The UL is the highest level of total
522 daily alpha-tocopherol intake that is likely to pose no risk of adverse health effects in almost all
523 individuals. The UL applies to all stereoisomers of alpha-tocopherol (IOM, 2000).

524
525 There is no evidence of adverse effects resulting from the consumption of alpha-tocopherol naturally
526 occurring in foods (IOM, 2000). The National Institutes of Health (NIH) Office of Dietary Supplements
527 reports that, "eating vitamin E in foods is not risky or harmful" (Office of Dietary Supplements, 2011).
528 Excessive intake of alpha-tocopherol in humans from supplementation or pharmacological use might
529 increase the risk of bleeding (by reducing the blood's ability to form clots after a cut or injury) or
530 hemorrhagic stroke (IOM, 2000; Office of Dietary Supplements, 2011). However, a clear causal relationship
531 between alpha-tocopherol and these effects has not yet been established (IOM, 2000). Other side effects of
532 excessive alpha-tocopherol intake have been reported in various studies and include fatigue, emotional
533 disturbances, thrombophlebitis, breast soreness, creatinuria, altered serum lipid and lipoprotein levels,
534 gastrointestinal disturbances, and thyroid effects (IOM, 2000). However, none of these reported effects
535 have been consistently observed in controlled studies.

536
537 Meta-analyses that examined high-dosage vitamin E supplementation and increased risk of mortality have
538 had mixed results. Several published meta-analyses have linked high-dosage vitamin E supplementation
539 (above the RDA of 15 mg/day) to small but statistically significant increases in all-cause mortality (i.e.,
540 death from any cause) (Miller et al., 2005; Bjelakovic et al., 2007; Bjelakovic et al., 2013). These studies
541 examined mortality data from the large database of clinical trials that have tested vitamin E
542 supplementation as a therapy to prevent various chronic diseases. The causes of the observed increases in
543 mortality were not assessed by the study authors. In contrast to their findings, one recent meta-analysis
544 (Curtis et al., 2014), that included only trials undertaken in highly-developed countries in apparently
545 healthy adults, showed no effect on all-cause mortality with vitamin E supplementation at doses of 23–800
546 IU/day (equivalent to 15–536 mg/day of natural alpha-tocopherol using conversion factors provided in
547 Office of Dietary Supplements [2013]).

548
549 Animal studies have demonstrated that alpha-tocopherol is not mutagenic, carcinogenic, or teratogenic
550 (IOM, 2000); however, some recent research suggests that vitamin E supplementation below the UL (1,000
551 mg/d in adults) could increase the risk of prostate cancer in men (Office of Dietary Supplements, 2011). A
552 large study supported by NIH concluded that vitamin E supplementation increased the occurrence of
553 prostate cancer by 17% in men who received the vitamin E supplement alone versus those who received a
554 placebo. The vitamin E supplement used in this study was 400 IU/day of all-rac-alpha-tocopherol acetate,
555 which is equivalent to 180 mg/day of natural alpha-tocopherol (using conversion factors provided in IOM,
556 2000; Office of Dietary Supplements, 2013). No increase in prostate cancer was observed when vitamin E
557 and selenium supplements were taken together (Klein et al., 2011). An update to this study was published
558 in 2014 that examined the effects of vitamin E supplementation on prostate cancer risk conditional upon
559 baseline selenium status of the subjects (Kristal et al., 2014). This new methodology found that vitamin E
560 supplementation alone had no effect among men with high baseline selenium levels, but it did increase the
561 risks of prostate cancer among men with lower selenium levels at baseline. The authors concluded that
562 men should avoid selenium or vitamin E supplementation at doses that exceed recommended dietary
563 intakes (Kristal et al., 2014).

564
565 In regard to other forms of tocopherols (beta, gamma, and delta forms), the IOM reports that little
566 information is available on the possible adverse effects to humans resulting from ingestion of amounts of

567 these tocopherols that exceed the levels normally found in foods. A typical mixed tocopherols product
568 consists primarily of gamma-tocopherol, followed by delta- or alpha-tocopherol, with beta-tocopherol
569 representing the lowest proportion in the mixture (CIR, 2002; EFSA, 2008; Organic Technologies, 2013). All
570 forms of tocopherols are absorbed into the body following ingestion; therefore, all forms could contribute
571 to vitamin E toxicity (IOM, 2000). The European Food Safety Authority (EFSA) concluded that the intake of
572 mixed tocopherols from supplement use should be in accordance with the UL for vitamin E of 300 mg/day
573 for adults set by the Scientific Committee on Food (SCF) in 2003 (EFSA, 2008). Recent studies in animals
574 have demonstrated that gamma-tocopherol, delta-tocopherol, and natural mixtures of tocopherols have
575 cancer preventative activity (Yang et al., 2012). A review by cancer prevention researchers (Yang et al.,
576 2012) concluded that “more research on the biologic activities of the different forms and mixtures of
577 tocopherols is needed,” and “the possible adverse effects of high doses of tocopherols warrant further
578 investigation.”

579
580 Vitamin E toxicity may be caused by antagonism with the function of other fat-soluble vitamins (EFSA,
581 2008). Very high doses of vitamin E in animal studies have shown impaired bone mineralization, reduced
582 liver storage of vitamin A, and hemorrhagic effects. These effects could be corrected in animals by
583 increasing the dietary supplements of the appropriate fat-soluble vitamin (i.e., vitamin D for impaired bone
584 mineralization, vitamin A for reduced liver storage of vitamin A, and vitamin K for hemorrhagic effects)
585 (EFSA, 2008).

586
587 No sources were identified that discuss toxic effects resulting from the breakdown products of tocopherols
588 or resulting from contaminants in commercially-produced tocopherols.

589
590 **Evaluation Question #11: Describe any alternative practices that would make the use of the petitioned**
591 **substance unnecessary (7 U.S.C. § 6518 (m) (6)).**

592
593 For some food products, use of an antioxidant such as tocopherols could be avoided by employing one or
594 more of the following approaches: shortening the shelf-life date; reformulating the product; changing the
595 product’s packaging or storage/distribution conditions; and/or increasing dietary antioxidants in
596 livestock.

597
598 Product Reformulation

599 One type of product reformulation that can increase the oxidative stability of a food product is to remove
600 or replace the sensitive ingredient(s), such as polyunsaturated oil. The degree of unsaturation of a lipid is
601 one of the most important factors determining the rate of oxidation (Márques-Ruis et al., 2014). The higher
602 the degree of unsaturation, the easier a lipid can become oxidized. As explained in the Action of the
603 Substance section, polyunsaturated fatty acids are the least stable components of lipids (Pokorny, 2007).
604 Therefore, a processed food product made with polyunsaturated oil is highly susceptible to oxidative
605 rancidity. In some cases, replacement of polyunsaturated oil with a less-saturated oil may be an alternative
606 to using an antioxidant in the food product.

607
608 In food emulsions, such as mayonnaise, salad dressings, soups, and sauces, higher concentrations of an
609 emulsifier ingredient can increase the oxidative stability of the product (Márques-Ruis et al., 2014). Also,
610 increasing the pH of the emulsion may help to decrease the rate of lipid oxidation (Márques-Ruis et al.,
611 2014).

612
613 No sources were identified that compared the effectiveness of product reformulation versus the use of
614 tocopherols as antioxidants in foods.

615
616 Packaging Solutions

617 Active packaging technologies that help to maintain low oxygen content in packages are alternative
618 practices that make the use of antioxidant preservatives unnecessary in some processed foods. These
619 strategies include the use of vacuum packaging, oxygen absorbers, modified atmosphere packs (replacing
620 air by inert packaging gases), antioxidant packaging, enzymes such as glucose oxidase that remove oxygen,

621 and UV-absorbing substances in transparent packaging materials (Saltmarsh and Insall, 2013; Cichello,
622 2014; Erkmén, 2012; Siró, 2012).

623
624 Antioxidant packaging includes antioxidant substances incorporated into packaging systems to provide
625 antioxidant activity. Research has been conducted in different food systems including meat, fish, poultry,
626 cereal, lipids, and lipid products (Tian et al., 2013). Specifically, antioxidant agents can be incorporated into
627 the packaging systems in many different forms, including sachet packages, adhesive-bonded labels,
628 physical adsorption/coating on packaging material surface, packaging polymer matrix, multilayer films,
629 and the food contact packaging surface using covalent immobilization (Tian et al., 2013). Oxygen-
630 scavenging packaging, such as sachets or labels, is the most commercially important category of
631 antioxidant packaging (Tian et al., 2013). Sachets have been successfully used in meat products, bakery
632 products, cheese, nuts, and chips, and oxygen scavenger-containing labels have been successfully used
633 with cooked and cured meat, poultry products, fish, pizzas, and bakery products. Sachets typically contain
634 a metal-based oxygen scavenger, such as iron or iron-based powder. Labels have been made with natural
635 essential oil extracts (e.g., ginger, oregano, cinnamon). Sachets and labels are reportedly not suitable for
636 liquid or high humidity foods (Tian et al., 2013).

637
638 No studies were identified that directly compared the effectiveness of active packaging solutions with the
639 use of tocopherols as antioxidants in foods. Some of the commercially available active packaging solutions
640 are described below.

641
642 Multisorb Technologies (Buffalo, NY) manufactures oxygen absorber packets, strips, and cards for use in a
643 wide variety of food applications (i.e., baked goods, dairy products, snacks, dried fruits and vegetables,
644 infant formula, and processed meats). According to the manufacturer's website, "Multisorb's active
645 packaging technologies allow natural food formulators to protect their products from the effects of
646 oxidation and moisture loss" thereby reducing the need for preservative ingredients (Multisorb
647 Technologies, 2014a). The packets, strips, and cards contain food grade materials that irreversibly remove
648 oxygen and reduce the oxygen content in the packaging to below 0.01%, which, according to the
649 manufacturer, is significantly less than vacuum packaging and gas flushing (Multisorb Technologies,
650 2014b).

651
652 Wholesale Group International (Australia) manufactures oxygen absorbing satchels made of iron carbonate
653 and activated carbon under the trade name OxySorber™ (Wholesale Group International, 2012).

654
655 Changes in Product Storage/Distribution Conditions
656 The rate of lipid oxidation can be decreased using low-temperature storage (Márques-Ruis et al., 2014). In
657 addition, storage in the dark may also help to delay lipid oxidation in some food products because light
658 acts as a catalyst during the initiation stage of autoxidation (Márques-Ruis et al., 2014). No sources were
659 identified that compared the effectiveness of changing product storage or distribution conditions with the
660 use of tocopherols as antioxidants in foods.

661
662 Antioxidant Supplementation in Livestock
663 In the case of meat products, several researchers have shown that adding antioxidants to the diets of
664 livestock increases the stability of the meat derived from those animals (reviewed in Brewer, 2011). This
665 practice can be an alternative to adding antioxidants to the final meat product. Using this approach,
666 antioxidants are still being used, just at a different stage of food production. Alpha-tocopherol (vitamin E)
667 appears to be a commonly used antioxidant supplement for livestock. Vitamins, used for enrichment or
668 fortification when FDA approved, are allowed as feed additives for use in organic livestock production [7
669 CFR 205.603(d)(3)].

670
671 Several studies that examined antioxidant supplementation in livestock have been conducted. Dietary
672 supplementation with alpha-tocopherol acetate (vitamin E) was shown to have a beneficial effect on the
673 oxidative stability of pork (Boler et al., 2009). Feeding pigs plant extracts containing natural antioxidants
674 was also shown to improve the antioxidant potential of the meat (Lahucky et al., 2010). Adding carnosic
675 acid (an active compound in rosemary extract) or vitamin E to the diets of lambs was shown to increase the

676 oxidative stability of the meat (Morán et al., 2013). Supplementing the diet of cattle with vitamin E plus
677 plant extracts rich in polyphenols effectively protected beef against lipid oxidation (Gobert et al., 2010).
678 Grape pomace concentrate or vitamin E supplementation in the diets of broiler chickens decreased the
679 susceptibility of breast meat to oxidation during refrigerated storage (Brenes et al., 2008). Wheat germ oil
680 used as a source of natural alpha-tocopherol in the diets of broiler chickens was also shown to increase the
681 stability of broiler meat (Arshad et al., 2013).

682
683 No studies were identified that directly compared the effectiveness of antioxidant supplementation in
684 livestock diets with the use of tocopherols as antioxidants added to meat products.

685
686 **Evaluation Question #12: Describe all natural (non-synthetic) substances or products which may be**
687 **used in place of a petitioned substance (7 U.S.C. § 6517 (c) (1) (A) (ii)). Provide a list of allowed**
688 **substances that may be used in place of the petitioned substance (7 U.S.C. § 6518 (m) (6)).**

689
690 The suitability of an antioxidant for a particular food application has to be determined on a case-by-case
691 basis because it is difficult to predict the effectiveness of a particular antioxidant in a given food (Pokorny
692 et al., 2001). Factors affecting the choice of antioxidant for a given food include the mechanism of
693 antioxidant activity and chemistry of the food matrix. While there are many natural antioxidants available,
694 they may not be suitable for replacement of tocopherols in a specific food application.

695
696 Natural food antioxidants have been the subject of intensive research in recent years (Brewer, 2011).
697 Experiments have been conducted on numerous substances, including spices, herbs, plant extracts (e.g.,
698 coffee, tea, grape, wheat), and other plant materials (e.g., various fruits, most parts of olive plant) (Brewer,
699 2011; Yu et al., 2002; Karre et al., 2013; Taghvaei and Jafari, 2013).

700
701 Plant tissues are sources of natural antioxidant compounds including tocopherols, flavonoids, phenolic
702 acids, and carotenoids. These compounds delay autoxidation through several different mechanisms
703 (Brewer, 2011). Tocopherols are sacrificial antioxidants because they donate their phenolic hydrogen atoms
704 to free radicals thereby converting them to stable and nonreactive forms (Hardy and Roley, 2000). Plant
705 extracts that delay autoxidation through similar mechanisms may be suitable replacements for tocopherols
706 if they are effective in the desired food matrix and if they are incorporated at appropriate concentrations.

707
708 Spices and herbs often contain high concentrations of phenolic compounds that provide antioxidant
709 protection through a hydrogen donation mechanism – similar to tocopherols – so could be used as
710 alternatives to tocopherols in food products. Examples include phenolic acid compounds that generally act
711 by trapping free radicals and flavonoids that can scavenge free radicals and chelate metals as well.
712 Antioxidative extracts of the *Lamiaceae* family of plants (oregano, marjoram, savory, sage, rosemary, thyme,
713 and basil) have high phenol content. Spices containing high levels of phenolic acids include cinnamon,
714 clove, nutmeg, ginger, turmeric, and black pepper. Garlic, green tea, coffee, and grape extracts also have
715 high phenolic content.

716
717 The procedures used to extract natural antioxidants from their plant sources strongly influence the
718 composition and antioxidant activity of the extracts (Brewer, 2011). Also, because plant extracts are
719 aromatic, they may or may not be desirable antioxidant ingredients due to their ability to impart odor or
720 flavor to foods. For example, rosemary extracts can contain verbenone, borneol, and camphor that may
721 impart a rosemary odor to foods (Brewer, 2011). In addition, depending on the types of extraction
722 procedures used, some plant extracts commonly referred to as “natural” by the manufacturer may actually
723 be considered synthetic if chemical processes were used during their manufacture.

724
725 Out of the many different natural antioxidants that have been reported in the food science literature,
726 rosemary extract, green tea extract, and grape seed extract appear to be products that are commercially
727 available on a large scale for use as food antioxidants in applications similar to tocopherols. Because all
728 three of these extracts are commercially available in organic forms, they are discussed in more detail below
729 in response to Evaluation Question #13.

730

731 **Evaluation Information #13: Provide a list of organic agricultural products that could be alternatives for**
732 **the petitioned substance (7 CFR § 205.600 (b) (1)).**

733
734 Organic rosemary extract is a possible alternative for tocopherols in some food applications. Rosemary
735 extracts provide excellent protection in the oxidative stability of lipid matrices (Cordeiro et al., 2013).
736 Rosemary extracts in general are available from many different suppliers around the globe in both liquid
737 and powder forms that are oil or water soluble. Organic rosemary extract is available in liquid form from at
738 least one manufacturer (Mountain Rose Herbs, 2014). According to some of the manufacturers, rosemary
739 extract is suitable for use as an antioxidant in a wide variety of food categories including animal and
740 vegetable fats and oils, margarines and other spreads, potato products, meat, poultry, seafood, baked
741 goods, beverages, snacks, mayonnaise, sauces, salad dressings, cereals, energy bars, nuts, dairy products,
742 fried foods, pasta, marine oils, and flavors (Kemin, 2014a; BI Nutraceuticals, 2014a; DuPont Nutrition and
743 Health, 2014a; FanPharma Co., 2014; Vivita, 2009a; Kalsec, 2014b; Vitablend, 2014). These are similar to the
744 food applications reported for tocopherols (see Specific Uses of the Substance section). Typical usage levels
745 for rosemary extract in foods are 500–2000 ppm (DuPont Nutrition and Health, 2014b), similar to typical
746 usage levels of tocopherols (Lampi et al., 2002; Brenntag Specialties, Inc., date unknown).

747
748 Numerous studies have demonstrated the antioxidant activity of rosemary extract in various meat and
749 poultry products (Karre et al., 2013). In general, rosemary products have performed successfully in
750 mechanically deboned turkey meat, vacuum-packaged raw ground beef and pork, cooked pork patties,
751 cooked ground beef, and raw frozen sausage. Some studies in meat products, however, have reported that
752 certain rosemary extracts were ineffective at delaying oxidation (Karre et al., 2013). Karre et al. (2013)
753 postulate that these inconsistencies may be due to differences in the quality of the extracts used in these
754 studies.

755
756 Organic green tea extract is another possible alternative for tocopherols in some food applications. Green
757 tea extracts for use as food antioxidants are available from several global suppliers in both liquid and
758 powder forms that are oil or water soluble (Caldic Canada Inc., 2012; Vivita, 2009b; Skyherb Inc., 2014;
759 DuPont Nutrition and Health, 2014a; BI Nutraceuticals, 2014b; MB-Holding GmbH & Co. 2012). Organic
760 forms of green tea extract are available from at least two of those suppliers (Skyherb Inc., 2014; MB-
761 Holding GmbH & Co. 2012). According to some manufacturers, green tea extract is suitable for use as an
762 antioxidant in the following food categories: beverages, dairy products, meat and meat products, snacks,
763 breakfast cereals, energy bars, margarines and spreads, and ready-to-eat meals (MB-Holding GmbH & Co.,
764 2012; Vivita, 2009b; DuPont Nutrition and Health, 2014a). Perumalla and Hettiarachchy (2011) reported
765 that green tea extract has been used in various food applications such as bread, extra virgin olive oil, meat,
766 sausages and fish, dehydrated apple products, rice starch products, and biscuits. Typical usage levels for
767 green tea extract in foods are <500 ppm (DuPont Nutrition and Health, 2014b), similar to typical usage
768 levels of tocopherols (Lampi et al., 2002; Brenntag Specialties, Inc., date unknown).

769
770 Organic grape seed extract is also a possible alternative for tocopherols in some food applications. Grape
771 seed extracts for use as food antioxidants are available from several global suppliers in both liquid and
772 powder forms (Naturex, 2014; Skyherb Inc., 2011; Ethical Naturals, Inc., 2014; C.E. Roper GmbH, 2008).
773 Organic grape seed extract is available from at least one manufacturer (Skyherb Inc., 2014). Perumalla and
774 Hettiarachchy (2011) reported that grape seed extract has demonstrated antioxidant activity alone or in
775 combination with other substances in various food applications such as tomatoes, frankfurters, raw and
776 cooked meat, poultry products, and fish. Typical usage levels for grape seed extract in foods are 100–10,000
777 ppm (Perumalla and Hettiarachchy, 2011), similar to typical usage levels of tocopherols (Lampi et al., 2002;
778 Brenntag Specialties, Inc., date unknown). The red color and astringent taste of grape seed extract could
779 affect the color and taste of a food product when used at higher concentrations (Perumalla and
780 Hettiarachchy, 2011).

781
782
783

References

- 784
785
786 ADM (Archer Daniels Midland Company). 2014. Decanox™ MTS-30 P Product Details page. Available
787 online at [http://www.adm.com/
788 layouts/ProductDetails.aspx?productid=493](http://www.adm.com/layouts/ProductDetails.aspx?productid=493)
- 789 Al-Malaika, S. 2004. Perspectives in stabilisation of polyolefins. In: *Long Term Properties of Polyolefins* (Ed.
790 A.-C. Albertsson). *Advances in Polymer Science*, 169: 121-150.
- 791
792 American Heart Association. 2014a. "Polyunsaturated Fats" article. Updated Oct. 31, 2014. Available online
793 at
794 [http://www.heart.org/HEARTORG/GettingHealthy/NutritionCenter/HealthyEating/Polyunsaturated-
795 Fats_UCM_301461_Article.jsp#](http://www.heart.org/HEARTORG/GettingHealthy/NutritionCenter/HealthyEating/Polyunsaturated-Fats_UCM_301461_Article.jsp#)
- 796
797 American Heart Association. 2014b. "Saturated Fats" article. Updated Sept. 25, 2014. Available online at
798 [http://www.heart.org/HEARTORG/GettingHealthy/NutritionCenter/HealthyEating/Saturated-
799 Fats_UCM_301110_Article.jsp](http://www.heart.org/HEARTORG/GettingHealthy/NutritionCenter/HealthyEating/Saturated-Fats_UCM_301110_Article.jsp)
- 800
801 AOM (Advanced Organic Materials S.A.). 2014. Mixed tocopherols product information. Available online
802 at http://www.aomsa.com.ar/Mixed_Tocopherols.html#
- 803
804 Aquaculture Working Group. 2012. Petition for Listing Tocopherols for Aquatic Animals on National List
805 of Approved and Prohibited Substances. Available online at
806 <http://www.ams.usda.gov/AMSV1.0/getfile?dDocName=STELPRDC5098474>
- 807
808 Arshad, M.S., Anjum, F.M., Khan, M.I., Shahid, M., Akhtar, S., Sohaib, M. 2013. Wheat germ oil enrichment
809 in broiler feed with a-lipoic acid to enhance the antioxidant potential and lipid stability of meat. *Lipids in
810 Health and Disease*, 12: 164. Available online at <http://www.lipidworld.com/content/12/1/164>
- 811
812 Barnicki, S.D., Sumner, C.E., Jr., Williams, H.C. 1996. Process for the production of tocopherol concentrates.
813 US Patent Number 5,512,691. Available online at [http://patft.uspto.gov/netacgi/nph-
814 Parser?Sect2=PTO1&Sect2=HITOFF&p=1&u=/netahtml/PTO/search-
815 bool.html&r=1&f=G&l=50&d=PALL&RefSrch=yes&Query=PN/5512691](http://patft.uspto.gov/netacgi/nph-Parser?Sect2=PTO1&Sect2=HITOFF&p=1&u=/netahtml/PTO/search-bool.html&r=1&f=G&l=50&d=PALL&RefSrch=yes&Query=PN/5512691)
- 816
817 BASF. 2013. Mixed tocopherols product information. Available online at
818 [http://worldaccount.basf.com/wa/NAFTA~en_US/Catalog/HumanNutrition/pi/BASF/productgroup/
819 mixed_tocopherols](http://worldaccount.basf.com/wa/NAFTA~en_US/Catalog/HumanNutrition/pi/BASF/productgroup/mixed_tocopherols)
- 820
821 BI Nutraceuticals. 2014a. RoseOx® Basic product information. Available online at
822 <http://www.botanicals.com/roseox.php>
- 823
824 BI Nutraceuticals. 2014b. Botanical Extracts product list. Available online at
825 http://www.botanicals.com/extracts_products.php
- 826
827 Bjelakovic, G., Nikolova, D., Gluud, L.L., Simonetti, R.G. Gluud, C. 2007. Mortality in randomized trials of
828 antioxidant supplements for primary and secondary prevention: Systematic review and meta-analysis. *The
829 Journal of the American Medical Association*, 297: 842-857. Available online at
830 <http://jama.jamanetwork.com/article.aspx?articleid=205797>
- 831
832 Bjelakovic, G., Nikolova, D., Gluud, C. 2013. Meta-regression analyses, meta-analyses, and trial sequential
833 analyses of the effects of supplementation with Beta-carotene, vitamin A, and vitamin E singly or in
834 different combinations on all-cause mortality: do we have evidence for lack of harm? *PLoS One*, 8(9):
835 e74558. Available online at
836 <http://www.plosone.org/article/info%3Adoi%2F10.1371%2Fjournal.pone.0074558>
- 837

- 838 Boler, D.D., Gabriel, S.R., Yang, H., Balsbaugh, R., Mahan, D.C., Brewer, M.S., McKeith, F.K., Killefer, J.
839 2009. Effect of different dietary levels of natural-source vitamin E in grow-finish pigs on pork quality and
840 shelf life. *Meat Science*, 83: 723-730.
- 841
842 Brenes, A., Viveros, A., Goñi, I., Centeno, C., Sáyago-Ayerdy, S.G., Arija, I., Saura-Calixto, F. 2008. Effect of
843 grape pomace concentrate and vitamin E on digestibility of polyphenols and antioxidant activity in
844 chickens. *Poultry Science*, 87: 307-316. Available online at
845 <http://ps.oxfordjournals.org/content/87/2/307.long>
846
- 847 Brenntag Specialties, Inc. date unknown. Covi-ox® Product Datasheets. Available online at
848 http://www.brenntag specialties.com/en/pages/Markets_IndustriesServed/Food/Vitamins/index.html
849 Accessed on 11/01/2014.
- 850
851 Brewer, M.S. 2011. Natural Antioxidants: Sources, Compounds, Mechanisms of Action, and Potential
852 Applications. *Comprehensive Reviews in Food Science and Food Safety*, 10: 221-247. Available online at
853 <http://onlinelibrary.wiley.com/doi/10.1111/j.1541-4337.2011.00156.x/full>
854
- 855 BTSA. 2012. "Product List 2012" brochure. Available online by searching for "Tocobiol" at
856 <http://www.ulprospector.com/en/na/Food> Accessed on 11/29/14.
857
- 858 BTSA. 2013. Tocobiol® PV 40 product information. Available online at [http://www.btsa-es.com/wp-](http://www.btsa-es.com/wp-content/uploads/PDS%20TOCOBIOL%20PV40%20ENG%20Rev09%20040713.pdf)
859 [content/uploads/PDS%20TOCOBIOL%20PV40%20ENG%20Rev09%20040713.pdf](http://www.btsa-es.com/wp-content/uploads/PDS%20TOCOBIOL%20PV40%20ENG%20Rev09%20040713.pdf)
860
- 861 BTSA. 2014a. Tocobiol® product information. Available online at [http://btsa-](http://btsa-es.com/productos/tocobiol/?lang=en)
862 [es.com/productos/tocobiol/?lang=en](http://btsa-es.com/productos/tocobiol/?lang=en)
863
- 864 BTSA. 2014b. Food Antioxidants product information brochure. Available online at [http://btsa-](http://btsa-es.com/product-lines/food/?lang=en)
865 [es.com/product-lines/food/?lang=en](http://btsa-es.com/product-lines/food/?lang=en)
866
- 867 Burdock, G.A. 1997. Tocopherols. In: *Encyclopedia of Food and Color Additives, Volume III*. CRC Press, Boca
868 Raton, FL, pp. 2801-2803.
- 869
870 Caldic Canada Inc. 2012. Antioxidants product information. Available online at
871 <http://www.nealanders.com/us/antioxidants>
872
- 873 C.E. Roeper GmbH. 2008. Grape seed extract product information webpage. Available online at
874 <http://www.roeper.de/en/produktdetail.html?nummer=167>
875
- 876 CGSB (Canadian General Standards Board). 2011. Organic Production Systems Permitted Substances List.
877 CAN/CGSB-32.311-2006. Amended June 2011. Available online at [http://www.tpsgc-pwgsc.gc.ca/ongc-](http://www.tpsgc-pwgsc.gc.ca/ongc-cgsb/programme-program/normes-standards/internet/bio-org/permises-permitted-eng.html)
878 [cgsb/programme-program/normes-standards/internet/bio-org/permises-permitted-eng.html](http://www.tpsgc-pwgsc.gc.ca/ongc-cgsb/programme-program/normes-standards/internet/bio-org/permises-permitted-eng.html)
879
- 880 CGSB (Canadian General Standards Board). 2012. Organic Aquaculture Standards. CAN/CGSB-32.312-
881 2012. Available online at [http://www.techstreet.com/cgi-](http://www.techstreet.com/cgi-bin/detail?doc_no=can_cgsb%7C32_312_2012;product_id=1831710)
882 [bin/detail?doc_no=can_cgsb%7C32_312_2012;product_id=1831710](http://www.techstreet.com/cgi-bin/detail?doc_no=can_cgsb%7C32_312_2012;product_id=1831710)
883
- 884 Cichello, S.A. 2014. Oxygen absorbers in food preservation: a review. *Journal of Food Science and Technology*,
885 February 2014: 1-7.
886
- 887 CIR (Cosmetic Ingredient Review). 2002. Final Report on the Safety Assessment of Tocopherol, Tocopheryl
888 Acetate, Tocopheryl Linoleate, Tocopheryl Linoleate/Oleate, Tocopheryl Nicotinate, Tocopheryl Succinate,
889 Dioleoyl Tocopheryl Methylsilanol, Potassium Ascorbyl Tocopheryl Phosphate, and Tocophersolan.
890 *International Journal of Toxicology* 21: 51-116. Available online at
891 http://ijt.sagepub.com/content/21/3_suppl/51
892

- 893 CODEX Alimentarius Commission. 2001. Guidelines for the production, processing, labelling and
894 marketing of organically produced foods (*GL 32 – 1999, Rev. 1 – 2001*). Joint FAO/WHO Food Standards
895 Programme. Available online at <ftp://ftp.fao.org/docrep/fao/005/Y2772e/Y2772e.pdf>
896
- 897 Commission of the European Communities. 2008. Commission Regulation (EC) No 889/2008 of 5
898 September 2008 laying down detailed rules for the implementation of Council Regulation (EC) No
899 834/2007 on organic production and labelling of organic products with regard to organic production,
900 labelling and control. Official Journal of the European Union. Available online at [http://eur-
901 lex.europa.eu/LexUriServ/LexUriServ.do?uri=OJ:L:2008:250:0001:0084:EN:PDF](http://eur-lex.europa.eu/LexUriServ/LexUriServ.do?uri=OJ:L:2008:250:0001:0084:EN:PDF)
902
- 903 Commission of the European Communities. 2009. Commission Regulation (EC) No 710/2009 of 5 August
904 2009 amending Regulation (EC) No 889/2008 laying down detailed rules for the implementation of Council
905 Regulation (EC) No 834/2007, as regards laying down detailed rules on organic aquaculture animal and
906 seaweed production. Official Journal of the European Union. Available online at [http://eur-
907 lex.europa.eu/LexUriServ/LexUriServ.do?uri=OJ:L:2009:204:0015:0034:EN:PDF](http://eur-lex.europa.eu/LexUriServ/LexUriServ.do?uri=OJ:L:2009:204:0015:0034:EN:PDF)
908
- 909 Cordeiro, A.M.T.M., Medeiros, M.L., Santos, N.A., Soledade, L.E.B, Pontes, L.F.B.L., Souza, A.L., Queiroz,
910 N., Souza, A.G. 2013. Rosemary (*Rosmarinus officinalis* L.) extract. *Journal of Thermal Analysis and Calorimetry*,
911 113: 889-895. Available online at <http://link.springer.com/article/10.1007/s10973-012-2778-4>
912
- 913 Curtis, A.J., Bullen, M., Piccenna, L., McNeil, J.J. 2014. Vitamin E supplementation and mortality in health
914 people: A meta-analysis of randomised controlled trials. *Cardiovascular Drugs and Therapy*, published
915 online 16 November 2014. DOI 10.1007/s10557-014-6560-7.
916
917
- 918 DellaPenna, D., Pogson, B.J. 2006. Vitamin synthesis in plants; Tocopherols and carotenoids. *Annual Review*
919 *of Plant Biology*, 57: 711-738. Available online at [http://www.ask-force.org/web/Golden-Rice/DellaPenna-
920 Vitamin-Synthesis-2006.pdf](http://www.ask-force.org/web/Golden-Rice/DellaPenna-Vitamin-Synthesis-2006.pdf)
921
- 922 de Lucas, A., Martinez de la Ossa, E., Rincón, J., Blanco, M.A., Gracia, I. 2002. Supercritical fluid extraction
923 of tocopherol concentrates from olive tree leaves. *The Journal of Supercritical Fluids*, 22: 221-228.
924
- 925 Dobbins, T.A., Wiley, D.B., Dobbins, D.C. 2008. Process for isolation phytosterols and tocopherols from
926 deodorizer distillate. US Patent Application Publication Number US 2008/0015367 A1. Available online at
927 <http://www.freepatentonline.com/20080015367.pdf>
928
929
- 930 DuPont Nutrition and Health. 2014a. Guardian® Natural Extracts product information. Available online at
931 <http://www.danisco.com/product-range/antioxidants/guardiantm/>
932
- 933 DuPont Nutrition and Health. 2014b. Natural Extracts webpage. Available online at
934 [http://www.danisco.com/global-food-challenges/food-protection/natural-food-protection/natural-
935 extracts/](http://www.danisco.com/global-food-challenges/food-protection/natural-food-protection/natural-extracts/)
936
- 937 EFSA (European Food Safety Authority). 2008. Opinion on mixed tocopherols, tocotrienol tocopherol and
938 tocotrienols as sources for vitamin E added as a nutritional substance in food supplements. Scientific
939 Opinion of the Panel on Scientific Panel on Food Additives, Flavourings, Processing Aids and Materials in
940 Contact with Food. *The EFSA Journal* (2008) 640, 1-34. Available online at
941 <http://www.efsa.europa.eu/de/efsajournal/doc/640.pdf>
942
- 943 EFSA (European Food Safety Authority). 2012. Scientific Opinion on the safety and efficacy of tocopherol-
944 rich extracts of natural origin, tocopherol-rich extracts of natural origin/delta rich, synthetic tocopherol for
945 all animal species. EFSA Panel on Additives and Products or Substances used in Animal Feed (FEEDAP).
946 The EFSA Journal 2012;10(7):2783. Available online at
947 <http://www.efsa.europa.eu/en/efsajournal/doc/2783.pdf>

- 948
949 Erkmén, O. 2012. Ch. 3 Modified-Atmosphere Storage of Foods. In: *Progress in Food Preservation* (Eds. R.
950 Bhat, A.K. Alias, G. Paliyath). John Wiley & Sons Ltd., West Sussex, UK, pp. 49-66.
951
- 952 Ethical Naturals, Inc. 2014. Product List. Available online at [http://www.ethicalnaturals.com/product-list-](http://www.ethicalnaturals.com/product-list-custom-services)
953 [custom-services](http://www.ethicalnaturals.com/product-list-custom-services)
954
- 955 FanPharma Co. 2014. Rosemary extract product information. Available online at
956 <http://www.fanpharmabotanicals.com/rosemary-extract/>
957
- 958
- 959 Gobert, M., Gruffat, D., Habeanu, M., Parafita, E., Bauchart, D., Durand, D. 2010. Plant extracts combined
960 with vitamin E in PUFA-rich diets of cull cows protect processed beef against lipid oxidation. *Meat Science*,
961 85: 676-683.
962
- 963 Gregory, J.F. 1996. Ch. 8 Vitamins. In: *Food Chemistry Third Edition* (Ed. O.R. Fennema). Marcel Dekker, NY,
964 NY.
965
- 966 Hardy, R.W., Roley, D.D. 2000. Lipid oxidation and antioxidants In: *The Encyclopedia of Aquaculture* (Ed.
967 R.R. Stickney). New York, NY, John Wiley and Sons, pp. 470-476.
968
- 969 Herting, D.C. and Drury, E.J.E. 1963. Vitamin E content of vegetable oils and fats. *The Journal of Nutrition*,
970 81(4): 335-342. Available online at <http://jn.nutrition.org/content/81/4/335.short>
971
- 972 IFOAM (International Federation of Organic Agriculture Movements). 2014. The IFOAM Norms for
973 Organic Production and Processing. Version 2014. Available online at [http://www.ifoam.bio/pt/ifoam-](http://www.ifoam.bio/pt/ifoam-norms)
974 [norms](http://www.ifoam.bio/pt/ifoam-norms)
975
- 976 IOM (Institute of Medicine). 2000. DRI Dietary Reference Intakes for Vitamin C, Vitamin E, Selenium, and
977 Carotenoids. A Report of the Panel on Dietary Antioxidants and Related Compounds, Subcommittees on
978 Upper Reference Levels of Nutrients and Interpretation and Uses of Dietary Reference Intakes, and the
979 Standing Committee on the Scientific Evaluation of Dietary Reference Intakes, Food and Nutrition Board,
980 Institute of Medicine. National Academy Press, Washington, D.C. Available online at
981 https://download.nap.edu/catalog.php?record_id=9810
982
- 983 Japanese Ministry of Agriculture, Forestry and Fisheries. 2012. Organic JAS Standards and Technical
984 Criteria. Available online at http://www.maff.go.jp/e/jas/specific/criteria_o.html.
985
- 986 JECFA (Joint FAO/WHO Expert Committee on Food Additives). 2006. Tocopherol Concentrate, mixed.
987 Monograph 1. Available online at [http://www.fao.org/ag/agn/jecfa-](http://www.fao.org/ag/agn/jecfa-additives/details.html?jsessionid=5AA5B3321733596253BD521F4B633EE8?id=451)
988 [additives/details.html?jsessionid=5AA5B3321733596253BD521F4B633EE8?id=451](http://www.fao.org/ag/agn/jecfa-additives/details.html?jsessionid=5AA5B3321733596253BD521F4B633EE8?id=451)
989
- 990 Kalsec. 2014a. Duralox® Oxidation Management Systems product information. Available online at
991 <http://www.kalsec.com/products/antioxidants/antioxidants-products/duralox-systems/>
992
- 993 Kalsec. 2014b. An Alternative to Synthetic Antioxidants webpage. Available online at
994 <http://www.kalsec.com/products/antioxidants/industry-opportunities/cleaner-labels/>
995
- 996 Kanner, J. 2007. Dietary advanced lipid oxidation endproducts are risk factors to human health. *Molecular*
997 *Nutrition & Food Research*, 51: 1094-1101.
998
- 999 Karre, L., Lopez, K., Getty, K.J.K. 2013. Natural antioxidants in meat and poultry products. *Meat Science*, 94:
1000 220-227.
1001
- 1002 Kemin. 2014a. Fortium™ product information. Available online at <http://kemin.com/products/fortium>

- 1003
1004 Kemin. 2014b. Phone call with sales representative of Kemin Industries, Inc. November 7, 2014.
1005
1006 Klein, E.A., Thompson, I.M., Tangen, C.M. et al. 2011. Vitamin E and the risk of prostate cancer: The
1007 selenium and vitamin E cancer prevention trial (SELECT). *The Journal of the American Medical Association*
1008 306(14): 1549-1556. Available online at <http://jama.jamanetwork.com/article.aspx?articleid=1104493>
1009 <http://jama.jamanetwork.com/article.aspx?articleid=1104493#ref-joc15117-18>
1010
1011 Kristal, A.R., Darke, A.K., Morris, J.S., Tangen, C.M., Goodman, P.J., Thompson, I.M., Meyskens, F.L. Jr.,
1012 Goodman, G.E., Minasian, L.M., Parnes, H.L., Lippman, S.M., Klein, E.A. 2014. Baseline selenium status
1013 and effects of selenium and vitamin E supplementation on prostate cancer risk. *Journal of the National Cancer*
1014 *Institute*, 106: 8 pgs. DOI:10.1093/jnci/djt456. Available online at
1015 <http://jnci.oxfordjournals.org/content/106/3/djt456.short>
1016
1017 Lahucky, R., Nuernberg, K., Kovac, L., Bucko, O., Nuernberg, G. 2010. Assessment of the antioxidant
1018 potential of selected plant extracts – *In vitro* and *in vivo* experiments on pork. *Meat Science*, 85: 779-784.
1019
1020 Lampi, A.-M., Kamal-Eldin, A., and Piironen, V. 2002. Ch. 1 Tocopherols and Tocotrienols from Oil and
1021 Cereal Grains. In: *Functional Foods, Biochemical and Processing Aspects, Volume 2* (Eds. J. Shi, G.
1022 Mazza, M. Le Maguer). CRC Press, Boca Raton, FL, pp. 1-38.
1023
1024 Márques-Ruis, G., Holgado, F., Velasco, J. 2014. Ch. 4 Mechanisms of Oxidation in Food Lipids. In: *Food*
1025 *Oxidants and Antioxidants. Chemical, Biological, and Functional Properties* (Ed. G. Bartosz), CRC Press, Taylor
1026 & Francis Group, Boca Raton, FL, pp. 79-114.
1027
1028 MB-Holding GmbH & Co. 2012. Tea and Botanical Extracts product information. Martin Bauer Group.
1029 Available online at <http://www.martin-bauer-group.us/Products/Tea-and-Botanical-Extracts/>
1030
1031 Medina-Juárez, L.A., Gámez-Meza, N. 2011. Ch. 25 Effect of Refining Process and Use of Natural
1032 Antioxidants on Soybean Oil. In: *Soybean - Biochemistry, Chemistry and Physiology* (Ed. Prof. Tzi-Bun Ng)
1033 ISBN:978-953-307-219-7, InTech, Available online at [http://www.intechopen.com/books/soybean-](http://www.intechopen.com/books/soybean-biochemistrychemistry-and-physiology/effect-of-refining-process-and-use-of-natural-antioxidants-on-soybean-oil)
1034 [biochemistrychemistry-and-physiology/effect-of-refining-process-and-use-of-natural-antioxidants-on-](http://www.intechopen.com/books/soybean-biochemistrychemistry-and-physiology/effect-of-refining-process-and-use-of-natural-antioxidants-on-soybean-oil)
1035 [soybean-oil](http://www.intechopen.com/books/soybean-biochemistrychemistry-and-physiology/effect-of-refining-process-and-use-of-natural-antioxidants-on-soybean-oil)
1036
1037 Mendiola, J.A., Herrero, M., Castro-Puyana, M., Ibáñez, E. 2013. Ch. 6 Supercritical Fluid Extraction. In:
1038 *Natural Product Extraction: Principles and Applications* (Eds. M.A. Rostagno, J.M. Prado). The Royal Society of
1039 Chemistry, Cambridge, UK, pp. 196-230.
1040
1041 Miller, E.R., Pastor-Barriuso, R., Dalal, D., Riemersma, R.A., Appel, L.J., Guallar, E. 2005. Meta-Analysis:
1042 High-dosage vitamin E supplementation may increase all-cause mortality. *Annals of Internal Medicine*, 142:
1043 37-46.
1044
1045 Monks, T.J., Jones, D.C. 2002. The metabolism and toxicity of quinones, quinonimines, quinone methides,
1046 and quinone-thioethers. *Current Drug Metabolism* 3: 425-438.
1047
1048 Morán, L., Giráldez, F.J., Panseri, S., Aldai, N., Jordán, M.J., Chiesa, L.M., Andres, S. 2013. Effect of dietary
1049 carnosic acid on the fatty acid profile and flavor stability of meat from fattening lambs. *Food Chemistry*, 138:
1050 2407-2414.
1051
1052 Mountain Rose Herbs. 2014. Certified organic rosemary antioxidant (extract) product information.
1053 Available online at <https://www.mountainroseherbs.com/products/rosemary-antioxidant/profile>
1054
1055 Multisorb Technologies. 2014a. Natural and Organic Foods product information. Available online at
1056 <http://www.multisorb.com/market-sectors/food-and-beverage/natural-and-organic-foods/>
1057

- 1058 Multisorb Technologies. 2014b. FreshPax® product information. Available online at
1059 <http://www.multisorb.com/products-and-systems/freshpax-oxygen-absorber-packets-and-strips/>
1060
- 1061 Nagao, T., Kobayashi, T., Hirota, Y., Kitano, M., Kishimoto, N., Fujita, T., Watanabe, Y., Shimada, Y. 2005.
1062 Improvement of a process for purification of tocopherols and sterols from soybean oil deodorizer distillate.
1063 *Journal of Molecular Catalysis B: Enzymatic*, 37(1-6): 56-62.
1064
- 1065 Naturex. 2014. NATstabil™ product information brochure. Available online at
1066 [http://www.naturex.com/BUSINESS-UNITS/Food-Beverage/\(slide\)/1142#Our-offer](http://www.naturex.com/BUSINESS-UNITS/Food-Beverage/(slide)/1142#Our-offer)
1067
- 1068 NOSB (National Organic Standards Board). 1995. TAP Report Tocopherols. Available online at
1069 <http://www.ams.usda.gov/AMSV1.0/getfile?dDocName=STELPRDC5088849>
1070
- 1071 Nutralliance. 2014. Sunvitol™ product information. Available online at
1072 http://www.nutralliance.com/AOM_product.html
1073
- 1074 Office of Dietary Supplements. 2011. Vitamin E Fact Sheet for Consumers. National Institutes of
1075 Health. Reviewed October 11, 2011. Available online at <http://ods.od.nih.gov/factsheets/VitaminE-Consumer/>
1076
1077
- 1078 Office of Dietary Supplements. 2013. Vitamin E Fact Sheet for Health Professionals. National Institutes of
1079 Health. Reviewed June 05, 2013. Available online at <http://ods.od.nih.gov/factsheets/VitaminE-HealthProfessional/>
1080
1081
- 1082 Ogbanna, J.C. 2009. Microbiological production of tocopherols: current state and prospects. *Applied*
1083 *Microbiology and Biotechnology*, 84(2): 217-225.
1084
- 1085 Oreopoulou, V., Tzia, C. 2010. Ch. 11 Utilization of plant by-products for the recovery of proteins, dietary
1086 fibers, antioxidants, and colorants. In: *Utilization of By-Products and Treatment of Waste in the Food Industry*
1087 (Eds. V. Oreopoulou and W. Russ), Springer Science+Business Media, LLC, pp. 209-232.
1088
- 1089 Organic Technologies. 2013. Natural Mixed Tocopherols products information sheets. Available online at
1090 <http://www.organictech.com/FoodNutritionalIngredients/Tocopherols.aspx>
1091
1092
- 1093 Perumalla, A.V.S., Hettiarachchy, N.S. 2011. Green tea and grape seed extracts – Potential applications in
1094 food safety and quality. *Food Research International*, 44: 827-839.
1095
- 1096 Piñol del Olmo, M. date unknown. “Tocobiol® For Food” brochure. Available online by searching for
1097 “Tocobiol” at <http://www.ulprospector.com/en/na/Food> Accessed on 11/29/14.
1098
- 1099 Pokorny, J., Yanishlieva, N., Gordon, M. (Eds.). 2001. *Antioxidants in Food: Practical Applications*. CRC Press,
1100 Boca Raton, FL.
1101
- 1102 Pokorny, J. 2007. Ch. 11 Antioxidants in Food Preservation. In: *Handbook of Food Preservation, Second Edition*
1103 (Ed. M.S. Rahman). CRC Press, Boca Raton, FL, pp. 259-286.
1104
- 1105 PubChem Compound. 2014. PubChem Compound search. Accessed online at
1106 <http://pubchem.ncbi.nlm.nih.gov/>
1107
- 1108 Rasor, A.S., Duncan, S.E. 2014 Ch. 20 Fats and Oils – Plant Based. In: *Food Processing: Principles and*
1109 *Applications, second edition* (Eds. S. Clark, S. Jung, B. Lamsal), Wiley Blackwell, West Sussex, UK, pp. 457-
1110 480.
1111

- 1112 Saltmarsh, M., Insall, L. 2013. Ch. 1 Food additives and why they are used. In: *Essential Guide to Food*
1113 *Additives, Fourth Edition* (Ed. M. Saltmarsh). The Royal Society of Chemistry, Cambridge, UK, pp. 1-13.
1114
- 1115 Shahidi, F., Wanasundara, P.K.J.P.D. 2011. Part 2. Antioxidants. In: *Food Additives Data Book, Second Edition*
1116 (Eds. J. Smith and L. Hong-Shum). Blackwell Publishing, Ltd., pp. 59-100.
1117
- 1118 Sigma-Aldrich Co. LLC. 2014. Mixed tocopherols product information. Available online at
1119 <http://www.sigmaaldrich.com/catalog/product/aldrich/w530066?lang=en®ion=US>
1120
- 1121 Siró, I. 2012. Ch. 2 Active and Intelligent Packaging of Food. In: *Progress in Food Preservation* (Eds. R. Bhat,
1122 A.K. Alias, G. Paliyath). John Wiley & Sons Ltd., West Sussex, UK, pp. 23-48.
1123
- 1124 Skyherb Inc. 2011. NeuGrape™ product information webpage. Available online at
1125 http://www.skyherb.cn/FeaturedproductsDetails_468.htm
1126
- 1127 Skyherb Inc. 2014. "Skyherb® Organic Extracts" brochure. Available online by searching for "Skyherb
1128 Organic Green Tea Extract" at <http://www.ulprospector.com/en/na/Food>
1129 Accessed on 12/13/14.
1130
- 1131 Taghvaei, M., Jafari, S.M. 2013. Application and stability of natural antioxidants in edible oils in order to
1132 substitute synthetic additives. *Journal of Food Science and Technology*, 1-11.
1133
- 1134 The Scoular Company. 2014. Mixed tocopherols product information. Available online at
1135 <http://www.scoularfood.com/products/?level=3&prod=12>
1136
- 1137 Tian, F., Decker, E.A., Goddard, J.M. 2013. Controlling lipid oxidation of food by active packaging
1138 technologies. *Food & Function*, 4: 669-680.
1139
- 1140 Torres, C.F., Torreló, G., Reglero, G. 2011. Ch. 21 Extraction and Enzymatic Modification of Functional
1141 Lipids from Soybean Oil Deodorizer Distillate, Recent Trends for Enhancing the Diversity and Quality of
1142 Soybean Products. Prof. D. Krezhova (Ed.), ISBN: 978-953-307-533-4, InTech. Available online at
1143 [http://www.intechopen.com/books/recent-trends-for-enhancing-the-diversity-and-quality-of-soybean-](http://www.intechopen.com/books/recent-trends-for-enhancing-the-diversity-and-quality-of-soybean-products/extraction-and-enzymatic-modification-of-functional-lipids-from-soybean-oil-deodorizer-distillate)
1144 [products/extraction-and-enzymatic-modification-of-functional-lipids-from-soybean-oil-deodorizer-](http://www.intechopen.com/books/recent-trends-for-enhancing-the-diversity-and-quality-of-soybean-products/extraction-and-enzymatic-modification-of-functional-lipids-from-soybean-oil-deodorizer-distillate)
1145 [distillate](http://www.intechopen.com/books/recent-trends-for-enhancing-the-diversity-and-quality-of-soybean-products/extraction-and-enzymatic-modification-of-functional-lipids-from-soybean-oil-deodorizer-distillate)
1146
- 1147 UL Prospector Search. 2014. UL Prospector, the search engine for ingredients and raw materials. Search
1148 results for "tocopherols" and "mixed tocopherols" in Food, Beverage & Nutrition Ingredient Suppliers.
1149 Accessed November 19, 2014 through December 8, 2014. Search engine available at
1150 <http://www.ulprospector.com/en/na/Food>
1151
- 1152 Verleyen, T., Verhe, R., Garcia, L., Dewettinck, K., Huyghebaert, A., De Greyt, W. 2001. Gas
1153 chromatographic characterization of vegetable oil deodorizer distillate. *Journal of Chromatography*, 921: 277-
1154 285.
1155
- 1156 Vitablend. 2014. Natural Antioxidants for food applications brochure. Available online at
1157 <http://www.vitablend.nl/index.asp?objectid=4&pcat=Groups&pid=2&titel=Natural+Antioxidants#stap2>
1158
- 1159 Vitae Caps S.A. 2012. Natural source vitamin E product information. Available online at
1160 http://www.vitaenaturals.com/tabla_productos/1
1161
- 1162 Vivita. 2009a. Rosemary extracts product portfolio. Available online at
1163 http://www.vitiva.eu/VITIVA_EN,,product_portfolio/rosemary_extracts/index.html
1164
- 1165 Vivita. 2009b. VitaGreenTX product information. Available online at
1166 http://www.vitiva.eu/VITIVA_EN,,product_portfolio/other_extracts/vitagreentx.htm

- 1167
1168 Wholesale Group International. 2012. Oxygen absorbers product information. Available online at
1169 http://www.wholesalegrouponline.com/category.php?id_category=15
1170
1171 Wilmar International Ltd. 2014. Natural mixed tocopherols and Natural tocopherol powder product
1172 information webpages. Available online at <http://jiangsuspringfruit.com/products/>
1173
1174 Yang, C.S., Suh, N., Kong, A-N.T. 2012. Does vitamin E prevent or promote cancer? *Cancer Prevention*
1175 *Research*, 5: 701-705. Available online at
1176 <http://cancerpreventionresearch.aacrjournals.org/content/5/5/701.long>
1177
1178 Yu, L., Haley, S., Perret, J., Harris, M. 2002. Antioxidant properties of hard winter wheat extracts. *Food*
1179 *Chemistry*, 78: 457-461.
1180
1181 ZMC-USA. date unknown. CarolE™ Natural Vitamin E CarolSter™ Plant Sterols products brochure.
1182 Available online at http://www.zmc-usa.com/docs/Natural_VitaminE_Phytosterol_Brochure.pdf
1183